

PROJECT MANAGER: *Edo Foley, P.E. (757) 222-1500*
SURVEYED BY: *DATE Bice Associates, Inc. (757) 306-4260*
DESIGN BY: *HDR Engineering, Inc.*
SUBSURFACE UTILITY BY: *DATE N/A*

CROSS SECTIONS


SCALE 1 IN. = 10 FT

DESIGN FEATURES RELATING TO CONSTRUCTION OR TO REGULATION AND CONTROL OF TRAFFIC MAY BE SUBJECT TO CHANGE AS DEEMED NECESSARY BY THE DEPARTMENT

REVISED	STATE	ROUTE	PROJECT	SHEET NO.
	VA.	64	0064-121-XXX, P101	XI

CROSS-SECTION INDEX OF SHEETS

XI - X55	I-64 EB/WB
X101 - X103	RAMP_C
X105 - X109	RAMP_D
X110 - X112	RAMP_E
X115 - X117	RAMP_F
X120 - X121	RAMP_G
X125 - X127	RAMP_H
X130 - X135	RAMP_I



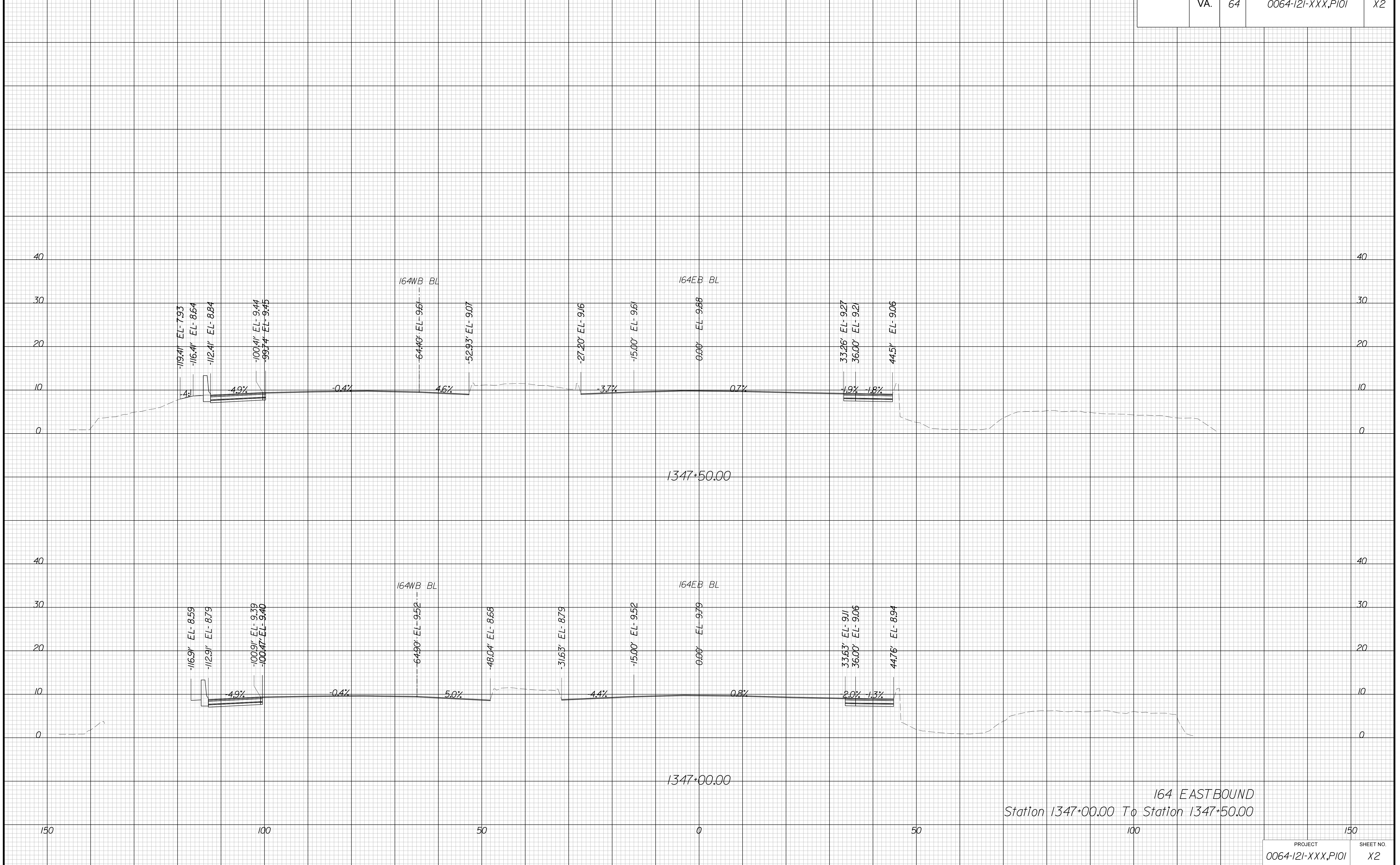
PROJECT MANAGER: *Edo Foley, P.E. (757) 222-1500*
SURVEYED BY: *DATE Bice Associates, Inc. (757) 306-4260*
DESIGN BY: *HDR Engineering, Inc.*
SUBSURFACE UTILITY BY: *DATE N/A*

CROSS SECTIONS

SCALE 1 IN. = 10 FT

DESIGN FEATURES RELATING TO CONSTRUCTION OR TO REGULATION AND CONTROL OF TRAFFIC MAY BE SUBJECT TO CHANGE AS DEEMED NECESSARY BY THE DEPARTMENT

REVISED	STATE	STATE		SHEET NO.
	ROUTE	PROJECT		
	VA.	64	0064-121-XXX, P101	X2



164 EASTBOUND
Station 1347+00.00 To Station 1347+50.00

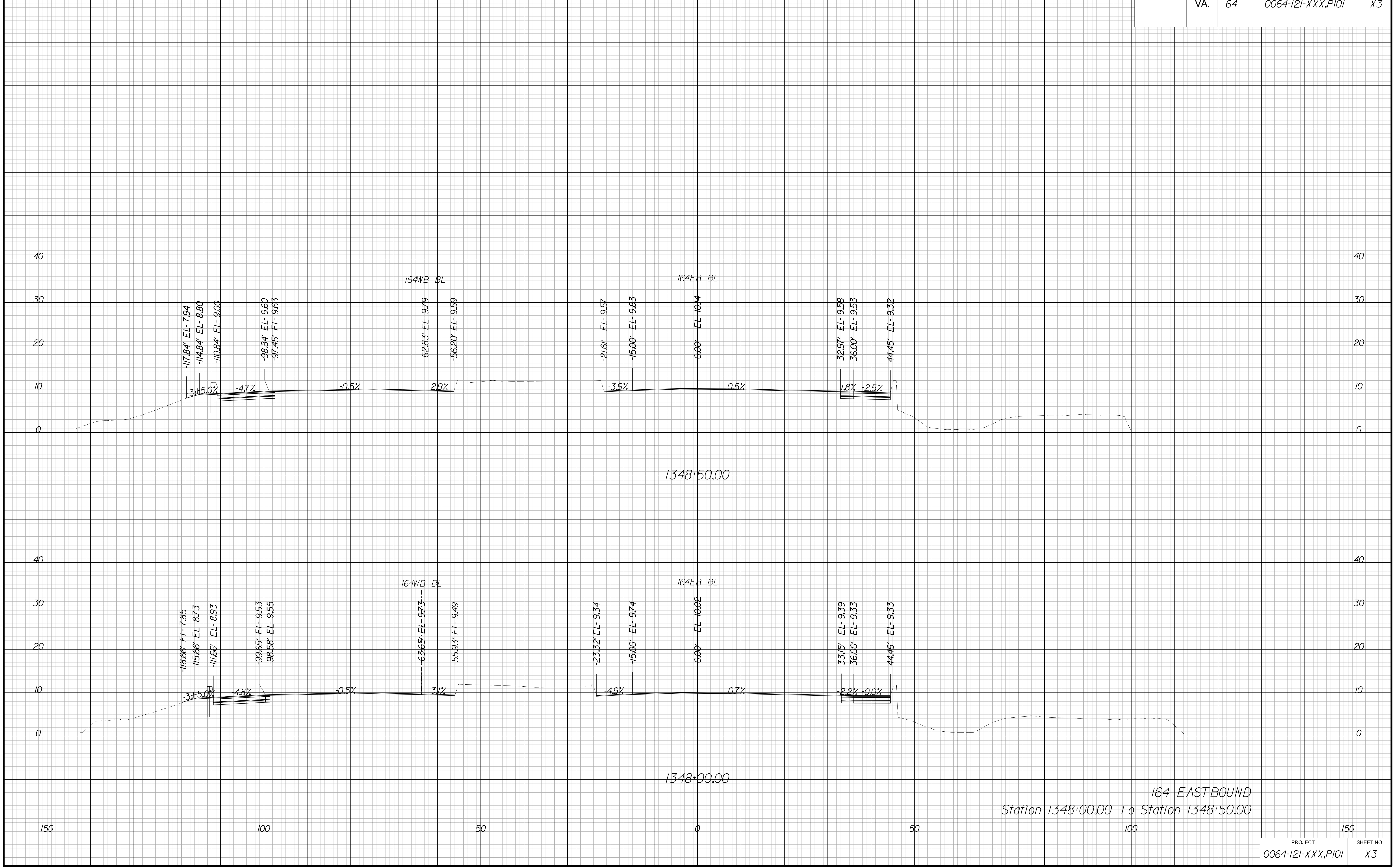
PROJECT MANAGER: *Edo Foley, P.E. (757) 222-1500*
SURVEYED BY: *DATE Bice Associates, Inc. (757) 306-4260*
DESIGN BY: *HDR Engineering, Inc.*
SUBSURFACE UTILITY BY: *DATE N/A*

CROSS SECTIONS

SCALE 1 IN. = 10 FT

DESIGN FEATURES RELATING TO CONSTRUCTION OR TO REGULATION AND CONTROL OF TRAFFIC MAY BE SUBJECT TO CHANGE AS DEEMED NECESSARY BY THE DEPARTMENT

REVISED	STATE	ROUTE	STATE	PROJECT	SHEET NO.
	VA.	64		0064-121-XXX, P101	X3



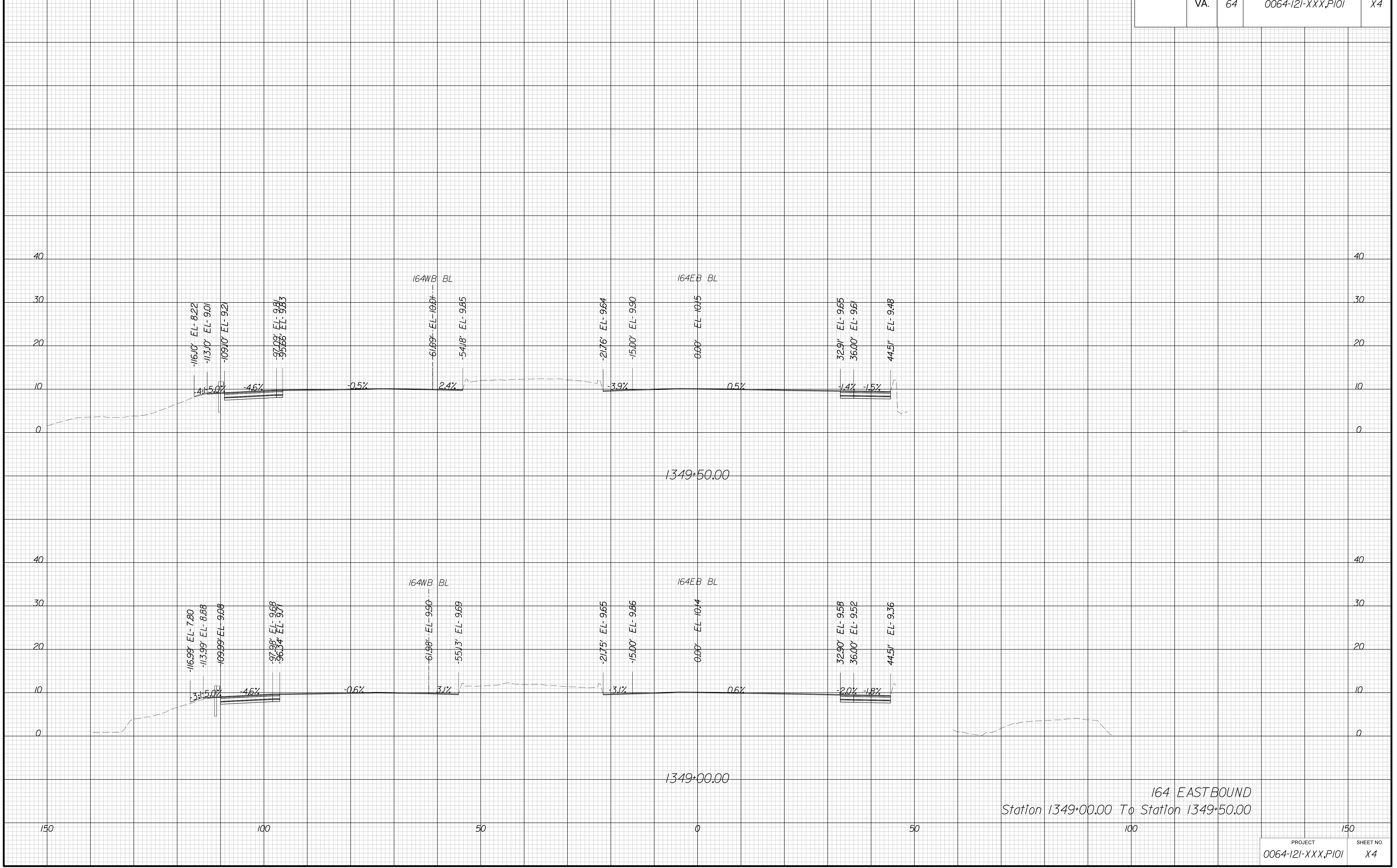
PROJECT MANAGER *Edo Foley, P.E. (757) 222-1500*
SURVEYED BY, DATE *Bice Associates, Inc. (757) 306-4260*
DESIGN BY *HDR Engineering, Inc.*
SUBSURFACE UTILITY BY, DATE *N/A*

CROSS SECTIONS

SCALE 1 IN. = 10 FT

DESIGN FEATURES RELATING TO CONSTRUCTION OR TO REGULATION AND CONTROL OF TRAFFIC MAY BE SUBJECT TO CHANGE AS DEEMED NECESSARY BY THE DEPARTMENT

REVISED	STATE	ROUTE	STATE	PROJECT	SHEET NO.
	VA.	64		0064-121-XXX, P101	X4



164 EASTBOUND
Station 1349+00.00 To Station 1349+50.00

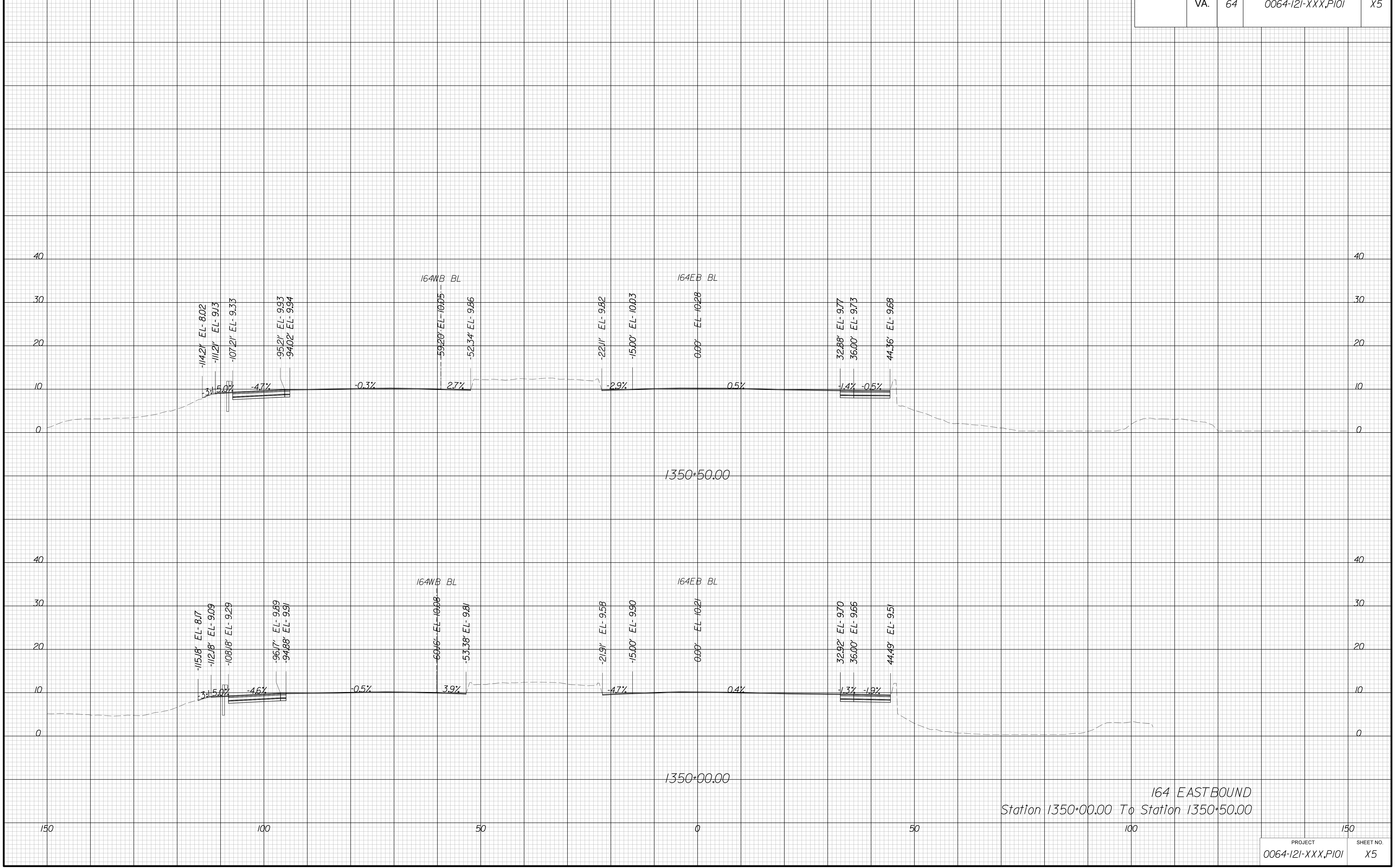
PROJECT MANAGER: E. J. Foley, P.E. (757) 222-1500
SURVEYED BY: DATE: Bice Associates, Inc. (757) 306-4260
DESIGN BY: HDR Engineering, Inc.
SUBSURFACE UTILITY BY: DATE: N/A

CROSS SECTIONS

SCALE 1 IN. = 10 FT

DESIGN FEATURES RELATING TO CONSTRUCTION OR TO REGULATION AND CONTROL OF TRAFFIC MAY BE SUBJECT TO CHANGE AS DEEMED NECESSARY BY THE DEPARTMENT

REVISED	STATE	ROUTE	STATE	PROJECT	SHEET NO.
	VA.	64		0064-121-XXX, P101	X5



164 EASTBOUND
Station 1350+00.00 To Station 1350+50.00

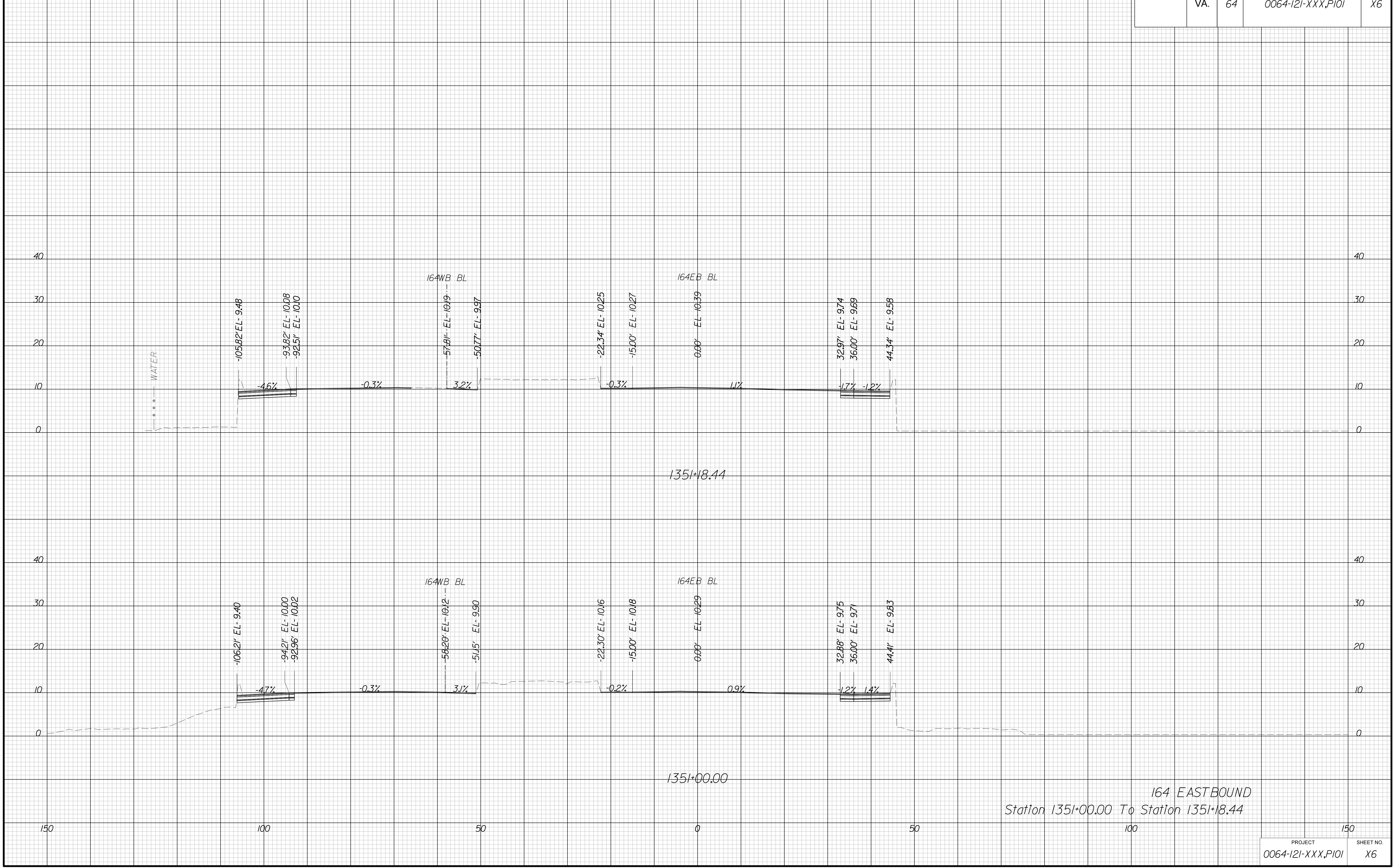
PROJECT MANAGER *Edo Foley, P.E. (757) 222-1500*
SURVEYED BY, DATE *Bice Associates, Inc. (757) 306-4260*
DESIGN BY *HDR Engineering, Inc.*
SUBSURFACE UTILITY BY, DATE *N/A*

CROSS SECTIONS

SCALE 1 IN. = 10 FT

DESIGN FEATURES RELATING TO CONSTRUCTION OR TO REGULATION AND CONTROL OF TRAFFIC MAY BE SUBJECT TO CHANGE AS DEEMED NECESSARY BY THE DEPARTMENT

REVISED	STATE	ROUTE	STATE	PROJECT	SHEET NO.
	VA.	64		0064-121-XXX, P101	X6



164 EASTBOUND
Station 1351+00.00 To Station 1351+18.44


PROJECT MANAGER *Edo Foley, P.E. (757) 222-1500*
SURVEYED BY, DATE *Bice Associates, Inc. (757) 306-4260*
DESIGN BY *HDR Engineering, Inc.*
SUBSURFACE UTILITY BY, DATE *N/A*

CROSS SECTIONS

SCALE 1 IN. = 10 FT

DESIGN FEATURES RELATING TO CONSTRUCTION OR TO REGULATION AND CONTROL OF TRAFFIC MAY BE SUBJECT TO CHANGE AS DEEMED NECESSARY BY THE DEPARTMENT

REVISED	STATE	STATE		SHEET NO.
	ROUTE	PROJECT		
	VA.	64	0064-121-XXX, P101	X7



164 EASTBOUND
Station 1351+72.56 To Station 1352+00.00

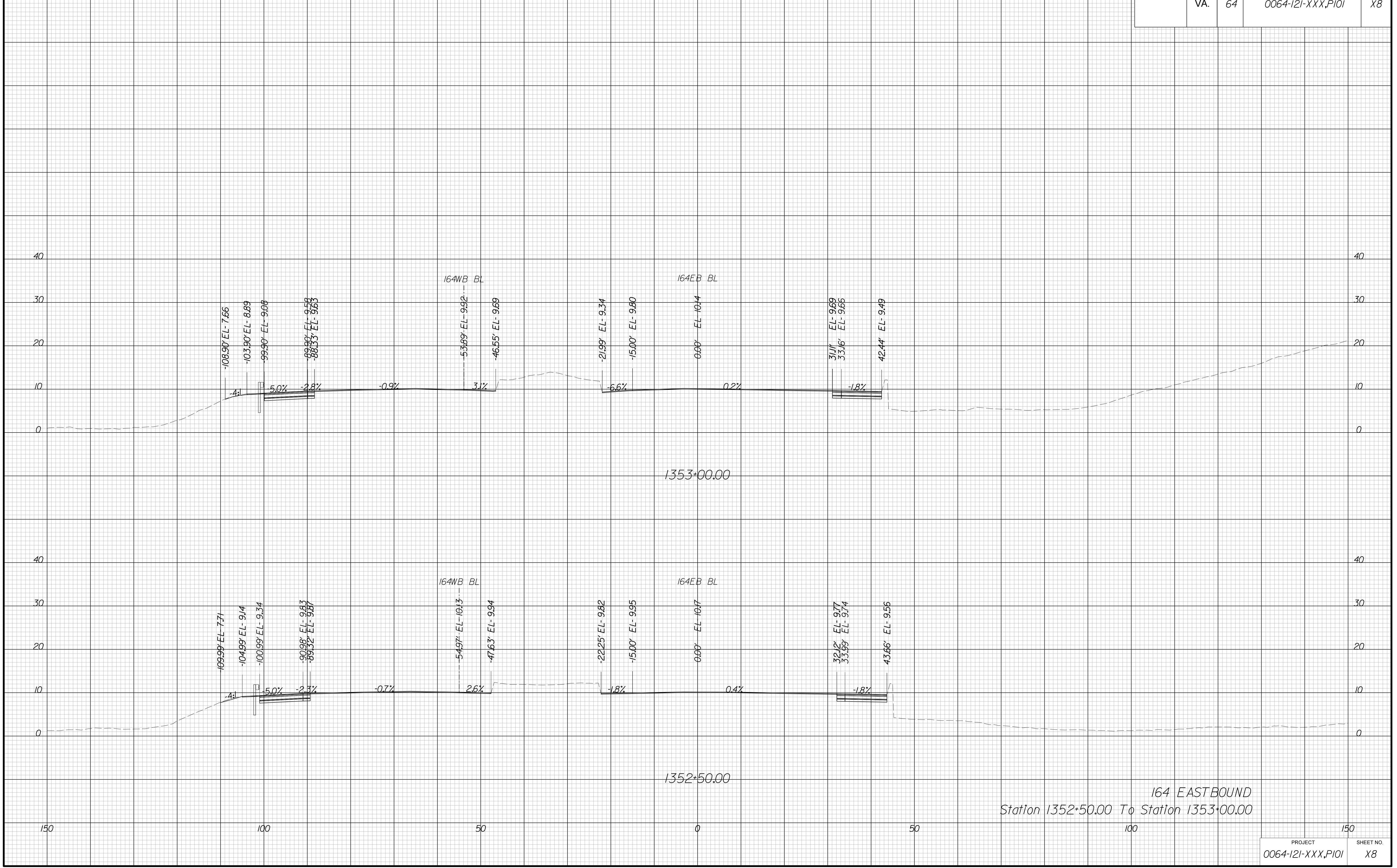
PROJECT MANAGER *Edo Foley, P.E. (757) 222-1500*
SURVEYED BY, DATE *Bice Associates, Inc. (757) 306-4260*
DESIGN BY *HDR Engineering, Inc.*
SUBSURFACE UTILITY BY, DATE *N/A*

CROSS SECTIONS

SCALE 1 IN. = 10 FT

DESIGN FEATURES RELATING TO CONSTRUCTION OR TO REGULATION AND CONTROL OF TRAFFIC MAY BE SUBJECT TO CHANGE AS DEEMED NECESSARY BY THE DEPARTMENT

REVISED	STATE	STATE		SHEET NO.
	VA.	ROUTE	PROJECT	
	64	0064-121-XXX, P101		X8



164 EASTBOUND
Station 1352+50.00 To Station 1353+00.00

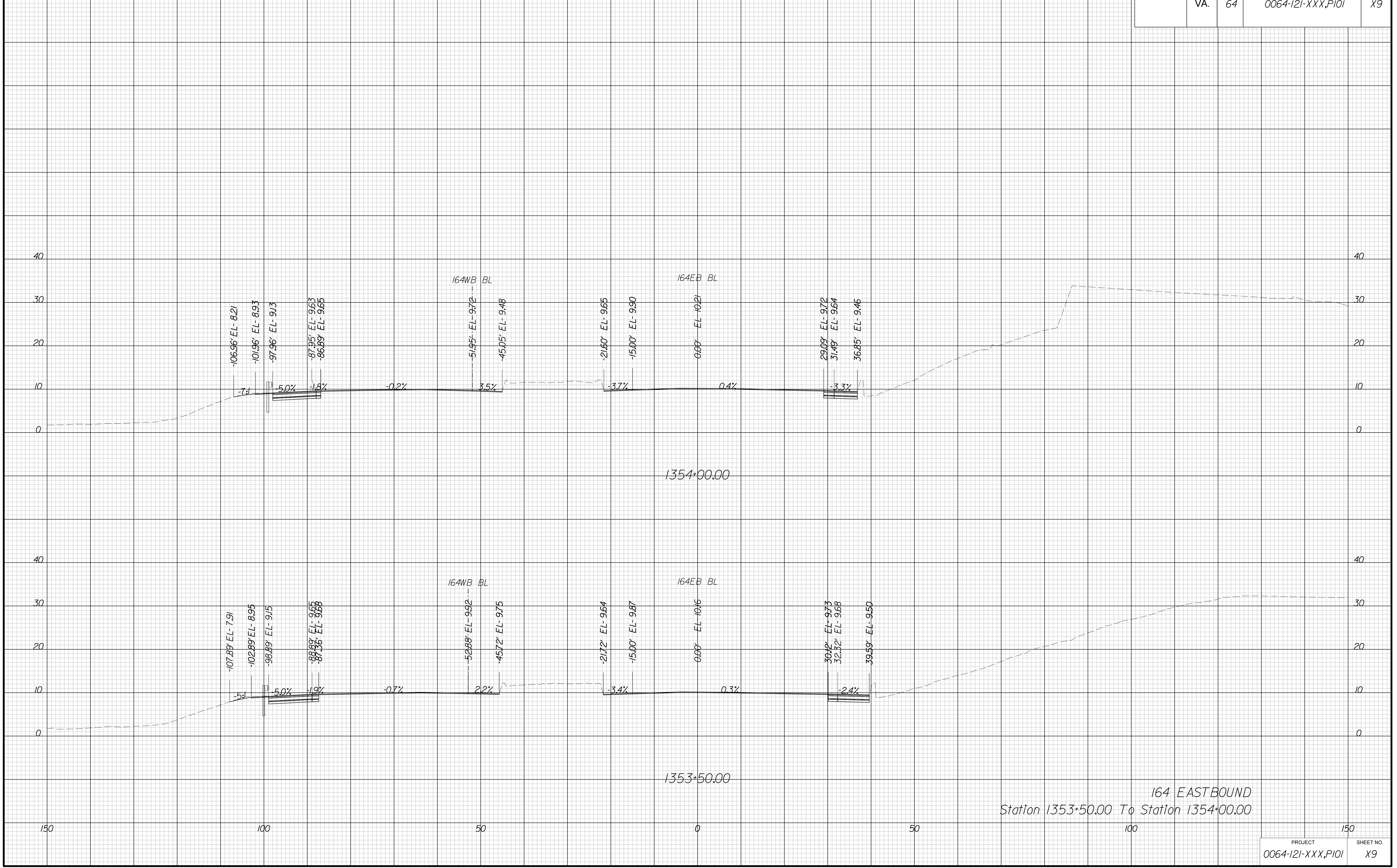
PROJECT MANAGER: *Edo Foley, P.E. (757) 222-1500*
SURVEYED BY: *DATE Bice Associates, Inc. (757) 306-4260*
DESIGN BY: *HDR Engineering, Inc.*
SUBSURFACE UTILITY BY: *DATE N/A*

CROSS SECTIONS

SCALE 1 IN. = 10 FT

DESIGN FEATURES RELATING TO CONSTRUCTION OR TO REGULATION AND CONTROL OF TRAFFIC MAY BE SUBJECT TO CHANGE AS DEEMED NECESSARY BY THE DEPARTMENT

REVISED	STATE	ROUTE	STATE	PROJECT	SHEET NO.
	VA.	64		0064-121-XXX, P101	X9



164 EASTBOUND
Station 1353+50.00 To Station 1354+00.00

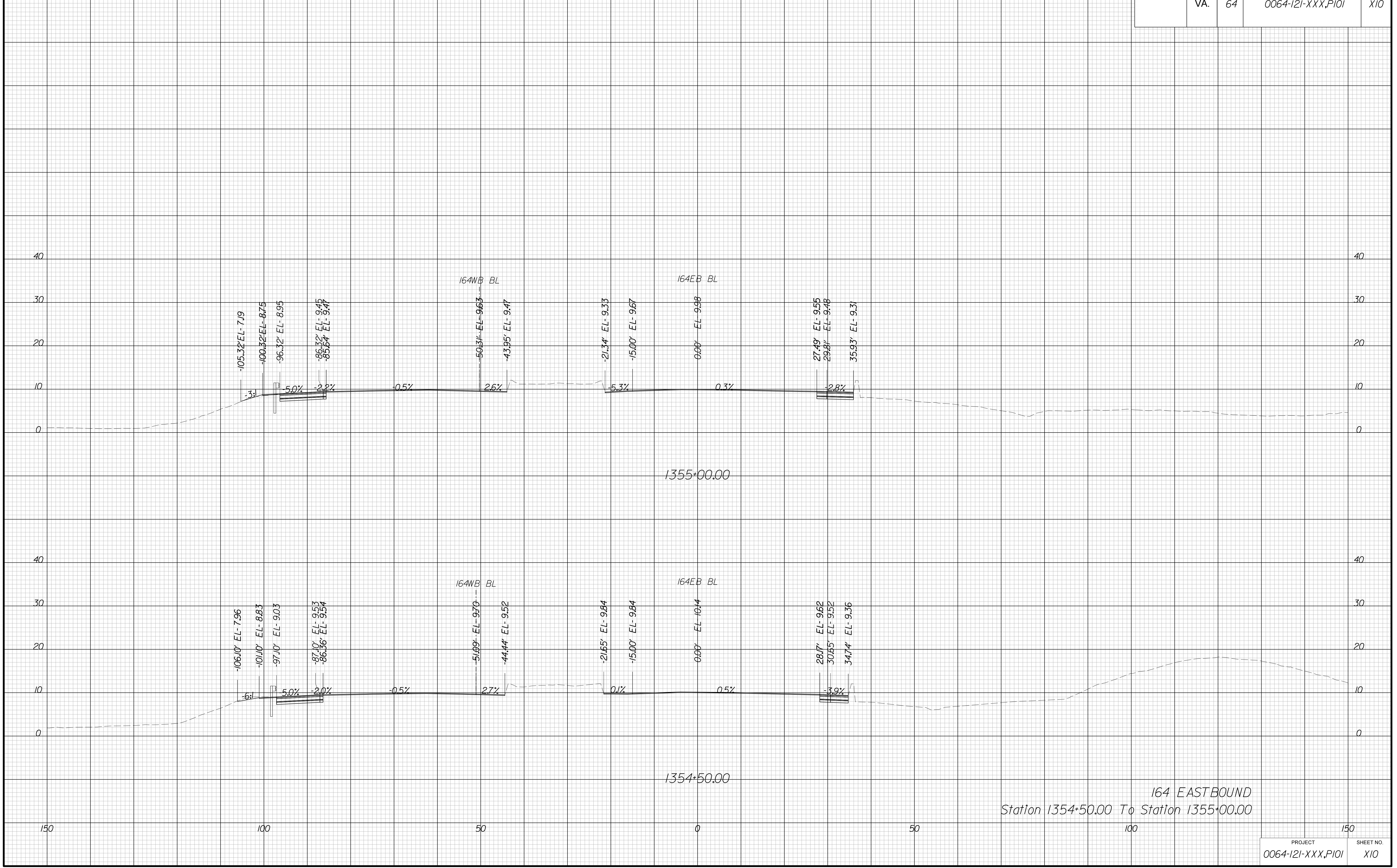
PROJECT MANAGER *Edo Foley, P.E. (757) 222-1500*
SURVEYED BY, DATE *Bice Associates, Inc. (757) 306-4260*
DESIGN BY *HDR Engineering, Inc.*
SUBSURFACE UTILITY BY, DATE *N/A*

CROSS SECTIONS

SCALE 1 IN. = 10 FT

DESIGN FEATURES RELATING TO CONSTRUCTION OR TO REGULATION AND CONTROL OF TRAFFIC MAY BE SUBJECT TO CHANGE AS DEEMED NECESSARY BY THE DEPARTMENT

REVISED	STATE	ROUTE	STATE	PROJECT	SHEET NO.
	VA.	64		0064-121-XXX, P101	X10



164 EASTBOUND
Station 1354+50.00 To Station 1355+00.00

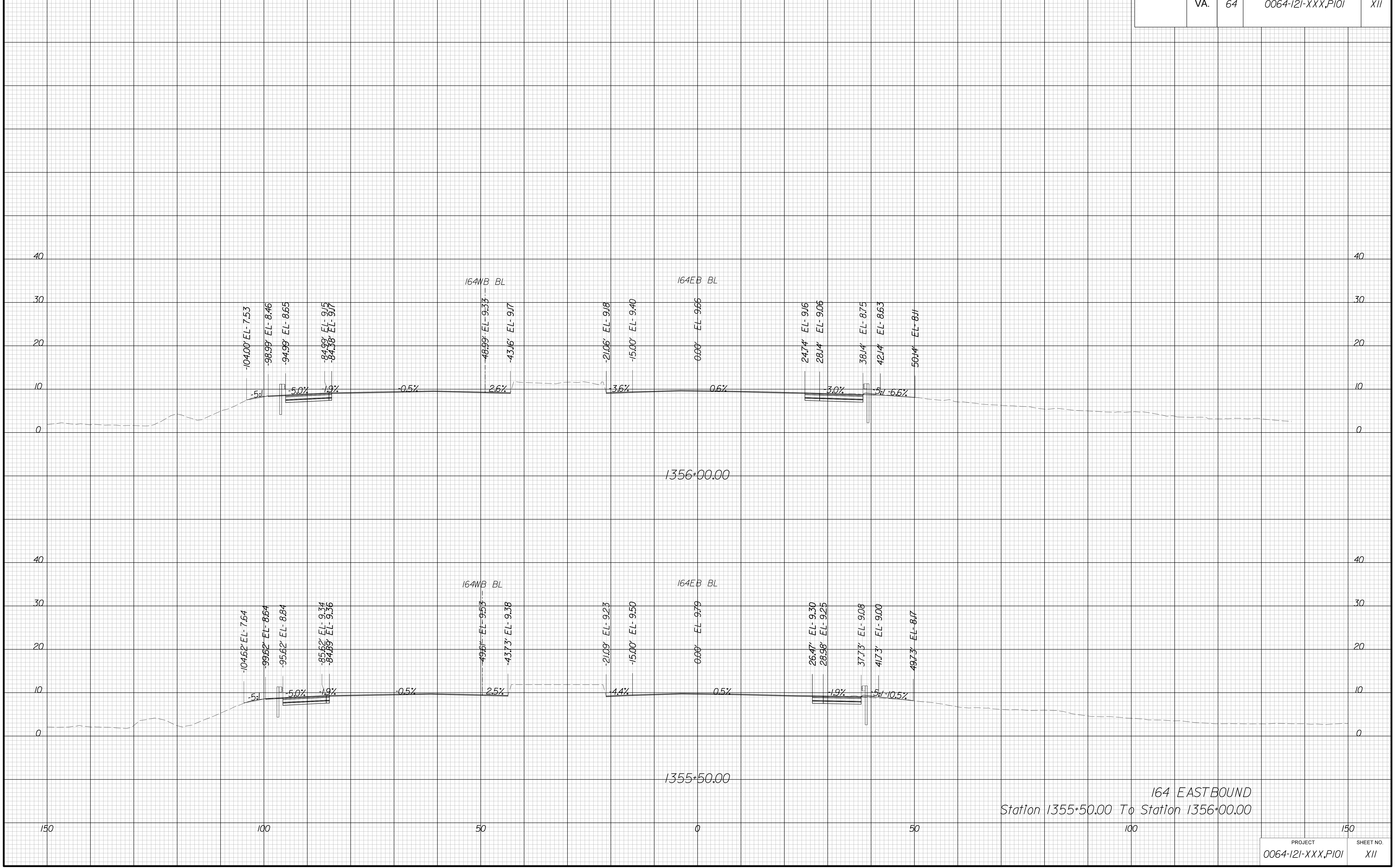
PROJECT MANAGER *Elna Foley, P.E. (757) 222-1500*
SURVEYED BY, DATE *Bice Associates, Inc. (757) 306-4260*
DESIGN BY *HDR Engineering, Inc.*
SUBSURFACE UTILITY BY, DATE *N/A*

CROSS SECTIONS

SCALE 1 IN. = 10 FT

DESIGN FEATURES RELATING TO CONSTRUCTION OR TO REGULATION AND CONTROL OF TRAFFIC MAY BE SUBJECT TO CHANGE AS DEEMED NECESSARY BY THE DEPARTMENT

REVISED	STATE	ROUTE	STATE	PROJECT	SHEET NO.
	VA.	64		0064-121-XXX, P101	XII



164 EASTBOUND
Station 1355+50.00 To Station 1356+00.00

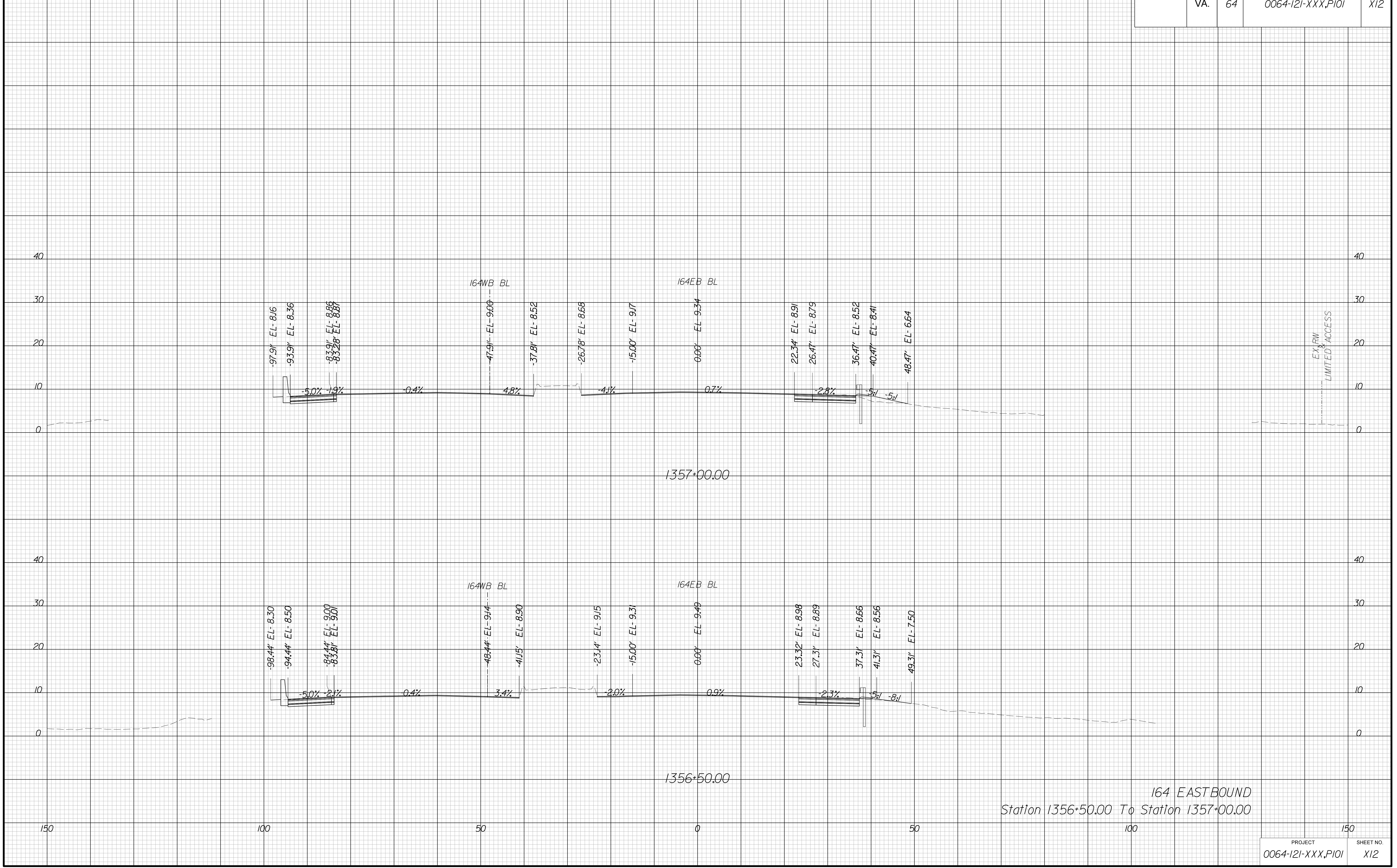
PROJECT MANAGER *Edo Foley, P.E. (757) 222-1500*
SURVEYED BY, DATE *Bice Associates, Inc. (757) 306-4260*
DESIGN BY *HDR Engineering, Inc.*
SUBSURFACE UTILITY BY, DATE *N/A*

CROSS SECTIONS

SCALE 1 IN. = 10 FT

DESIGN FEATURES RELATING TO CONSTRUCTION OR TO REGULATION AND CONTROL OF TRAFFIC MAY BE SUBJECT TO CHANGE AS DEEMED NECESSARY BY THE DEPARTMENT

REVISED	STATE	ROUTE	STATE	PROJECT	SHEET NO.
	VA.	64		0064-121-XXX, P101	X12



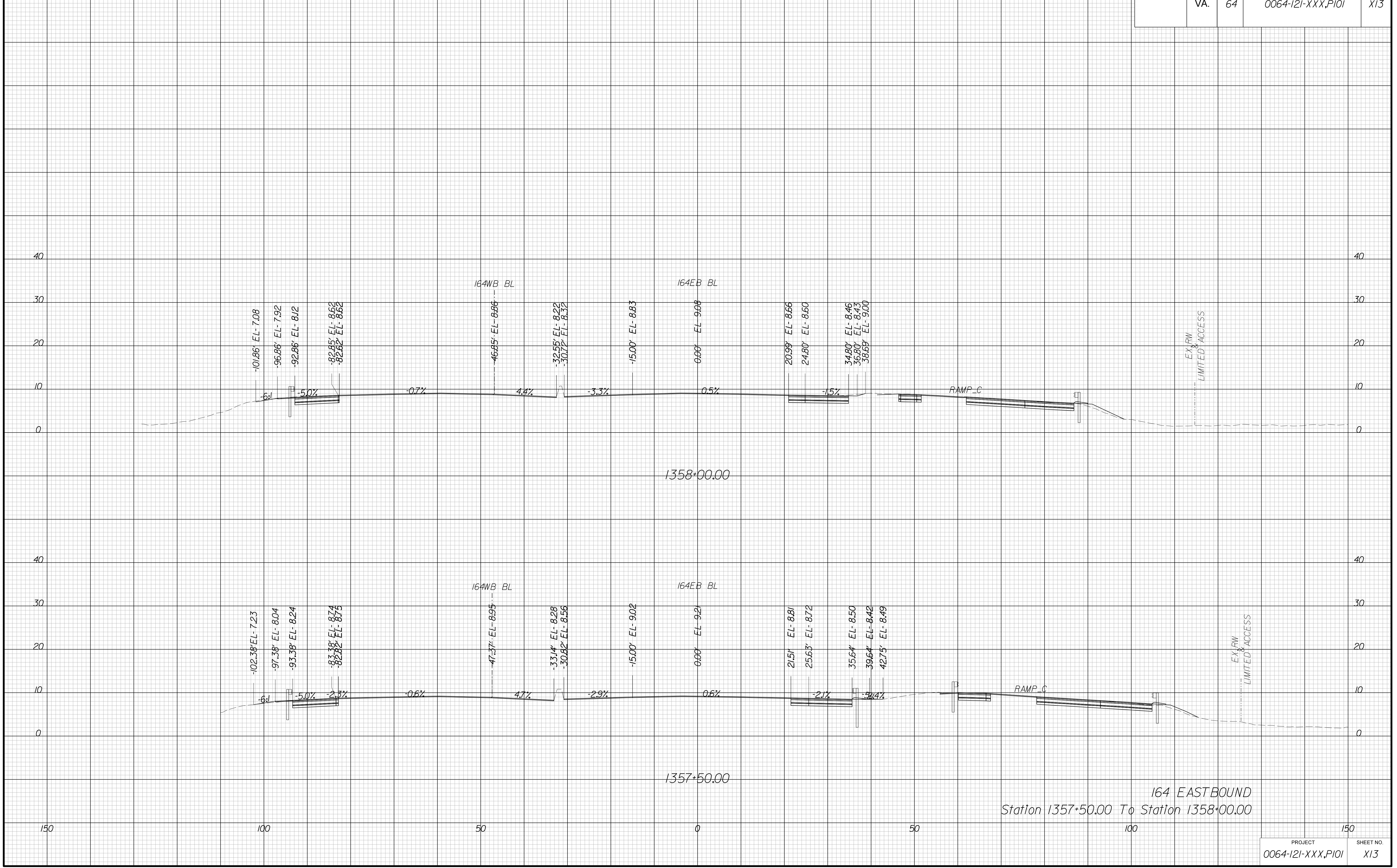
PROJECT MANAGER *Edo Foley, P.E. (757) 222-1500*
SURVEYED BY, DATE *Bice Associates, Inc. (757) 306-4260*
DESIGN BY *HDR Engineering, Inc.*
SUBSURFACE UTILITY BY, DATE *N/A*

CROSS SECTIONS

SCALE 1 IN. = 10 FT

DESIGN FEATURES RELATING TO CONSTRUCTION OR TO REGULATION AND CONTROL OF TRAFFIC MAY BE SUBJECT TO CHANGE AS DEEMED NECESSARY BY THE DEPARTMENT

REVISED	STATE	ROUTE	STATE	PROJECT	SHEET NO.
	VA.	64		0064-121-XXX, P101	X13



164 EASTBOUND
Station 1357+50.00 To Station 1358+00.00

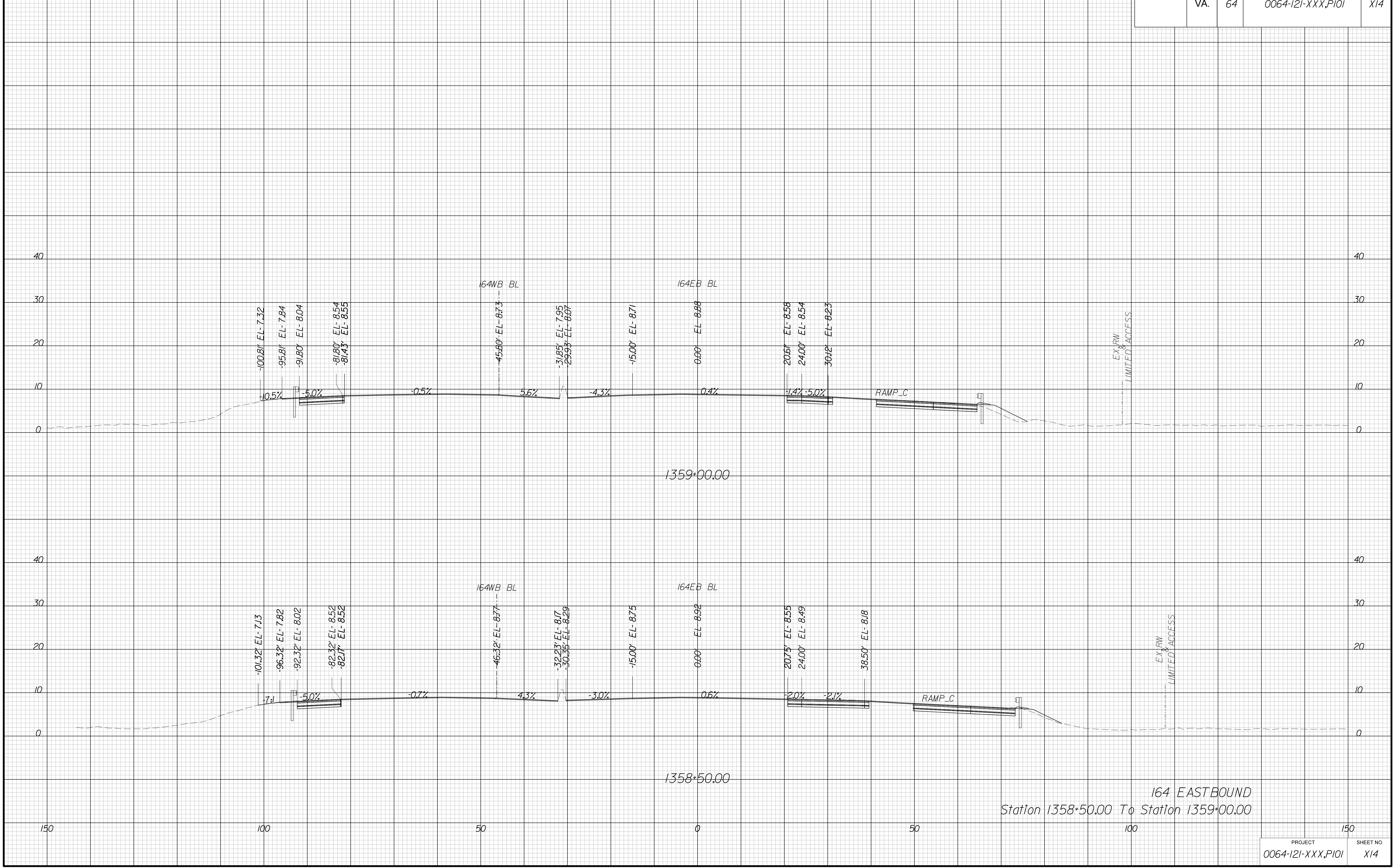
PROJECT MANAGER *Edo Foley, P.E. (757) 222-1500*
SURVEYED BY, DATE *Bice Associates, Inc. (757) 306-4260*
DESIGN BY *HDR Engineering, Inc.*
SUBSURFACE UTILITY BY, DATE *N/A*

CROSS SECTIONS

SCALE 1 IN. = 10 FT

DESIGN FEATURES RELATING TO CONSTRUCTION OR TO REGULATION AND CONTROL OF TRAFFIC MAY BE SUBJECT TO CHANGE AS DEEMED NECESSARY BY THE DEPARTMENT

REVISED	STATE	STATE		SHEET NO.
	VA.	ROUTE	PROJECT	
	64	0064-121-XXX, P101		X14



164 EASTBOUND
Station 1358+50.00 To Station 1359+00.00

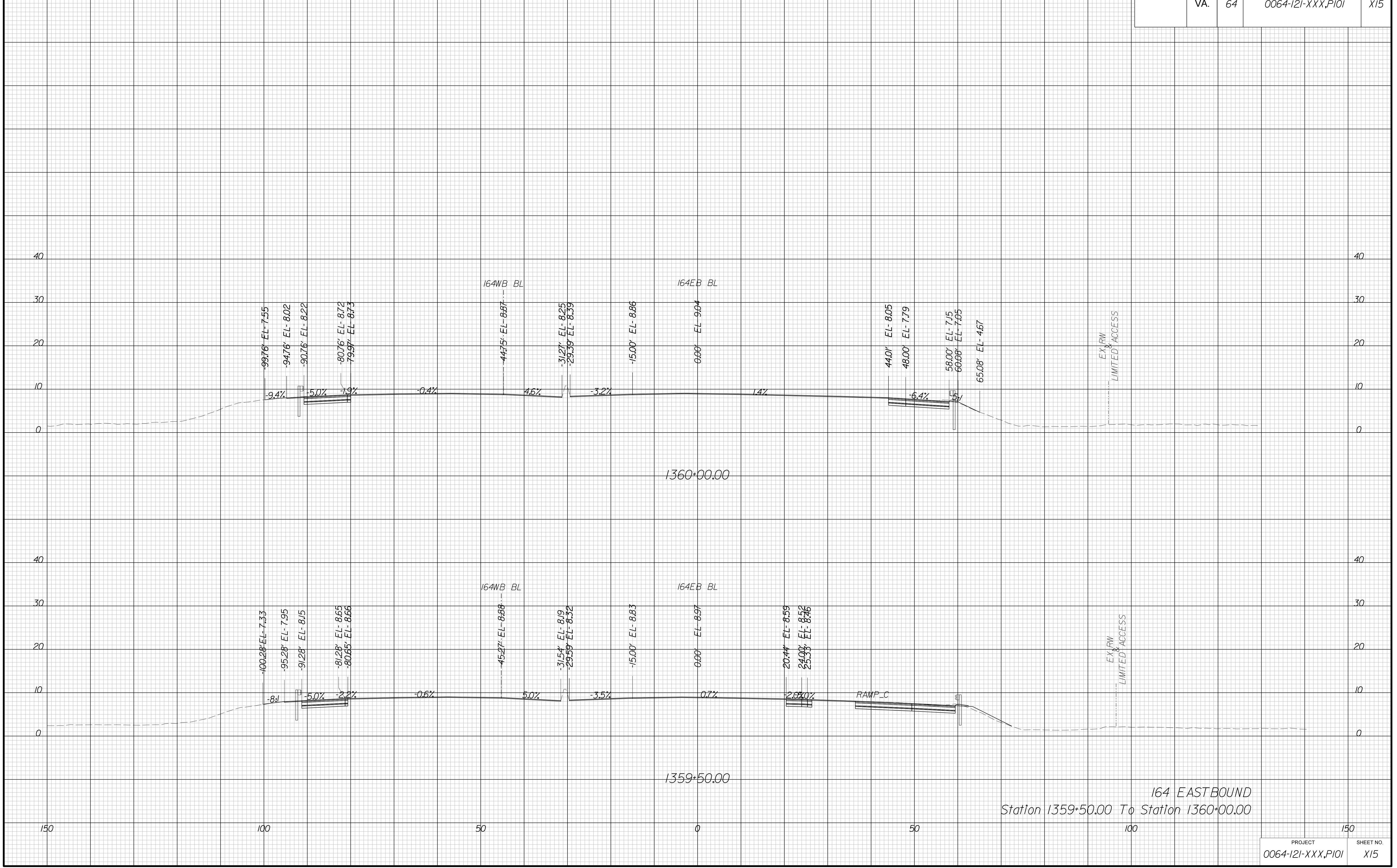
PROJECT MANAGER *Edo Foley, P.E. (757) 222-1500*
SURVEYED BY, DATE *Bice Associates, Inc. (757) 306-4260*
DESIGN BY *HDR Engineering, Inc.*
SUBSURFACE UTILITY BY, DATE *N/A*

CROSS SECTIONS

SCALE 1 IN. = 10 FT

DESIGN FEATURES RELATING TO CONSTRUCTION OR TO REGULATION AND CONTROL OF TRAFFIC MAY BE SUBJECT TO CHANGE AS DEEMED NECESSARY BY THE DEPARTMENT

REVISED	STATE	ROUTE	STATE	PROJECT	SHEET NO.
	VA.	64		0064-121-XXX, P101	X15



164 EASTBOUND
Station 1359+50.00 To Station 1360+00.00

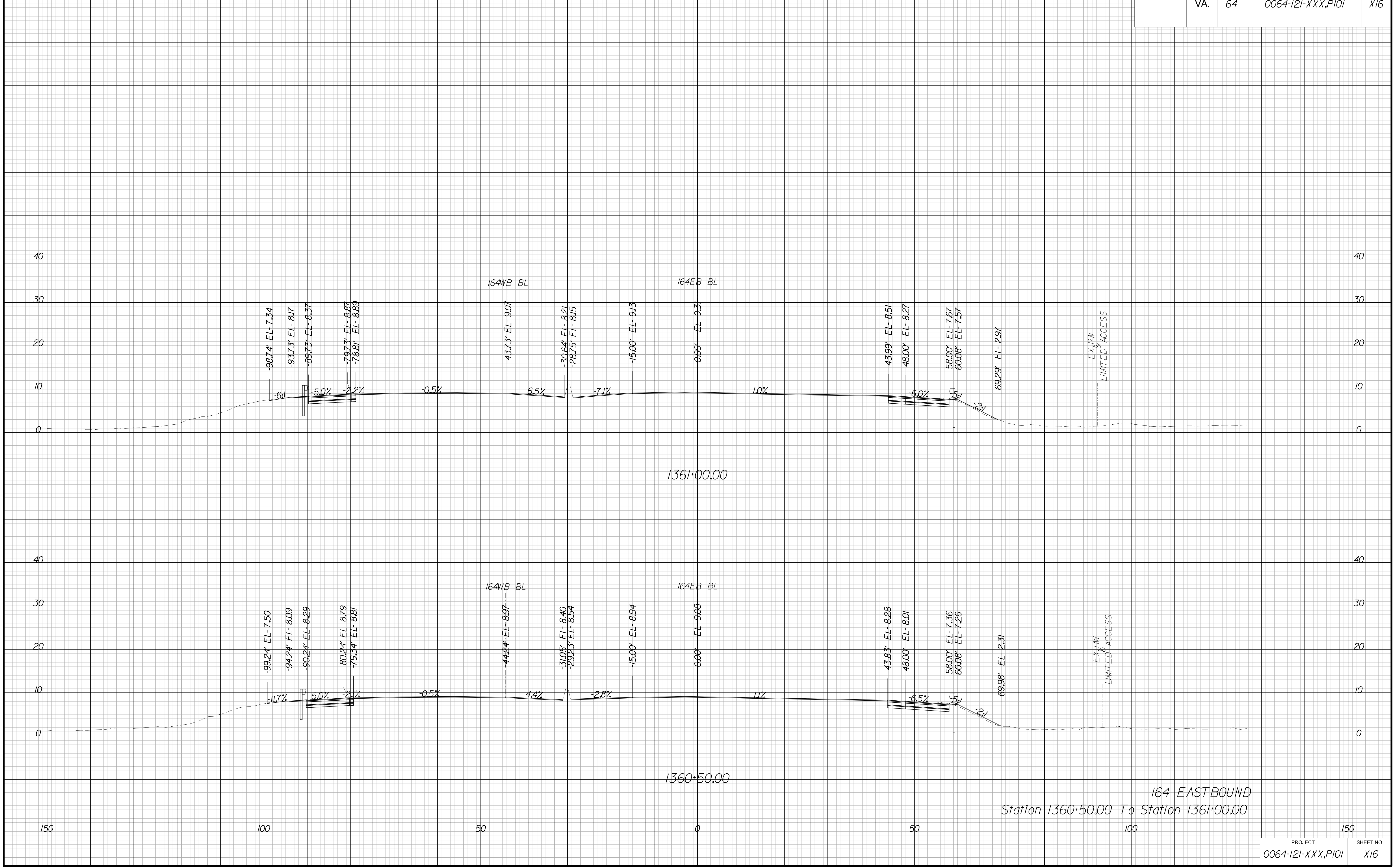
PROJECT MANAGER *Edo Foley, P.E. (757) 222-1500*
SURVEYED BY, DATE *Bice Associates, Inc. (757) 306-4260*
DESIGN BY *HDR Engineering, Inc.*
SUBSURFACE UTILITY BY, DATE *N/A*

CROSS SECTIONS

SCALE 1 IN. = 10 FT

DESIGN FEATURES RELATING TO CONSTRUCTION OR TO REGULATION AND CONTROL OF TRAFFIC MAY BE SUBJECT TO CHANGE AS DEEMED NECESSARY BY THE DEPARTMENT

REVISED	STATE	ROUTE	STATE	PROJECT	SHEET NO.
	VA.	64		0064-121-XXX, P101	X16



164 EASTBOUND
Station 1360+50.00 To Station 1361+00.00

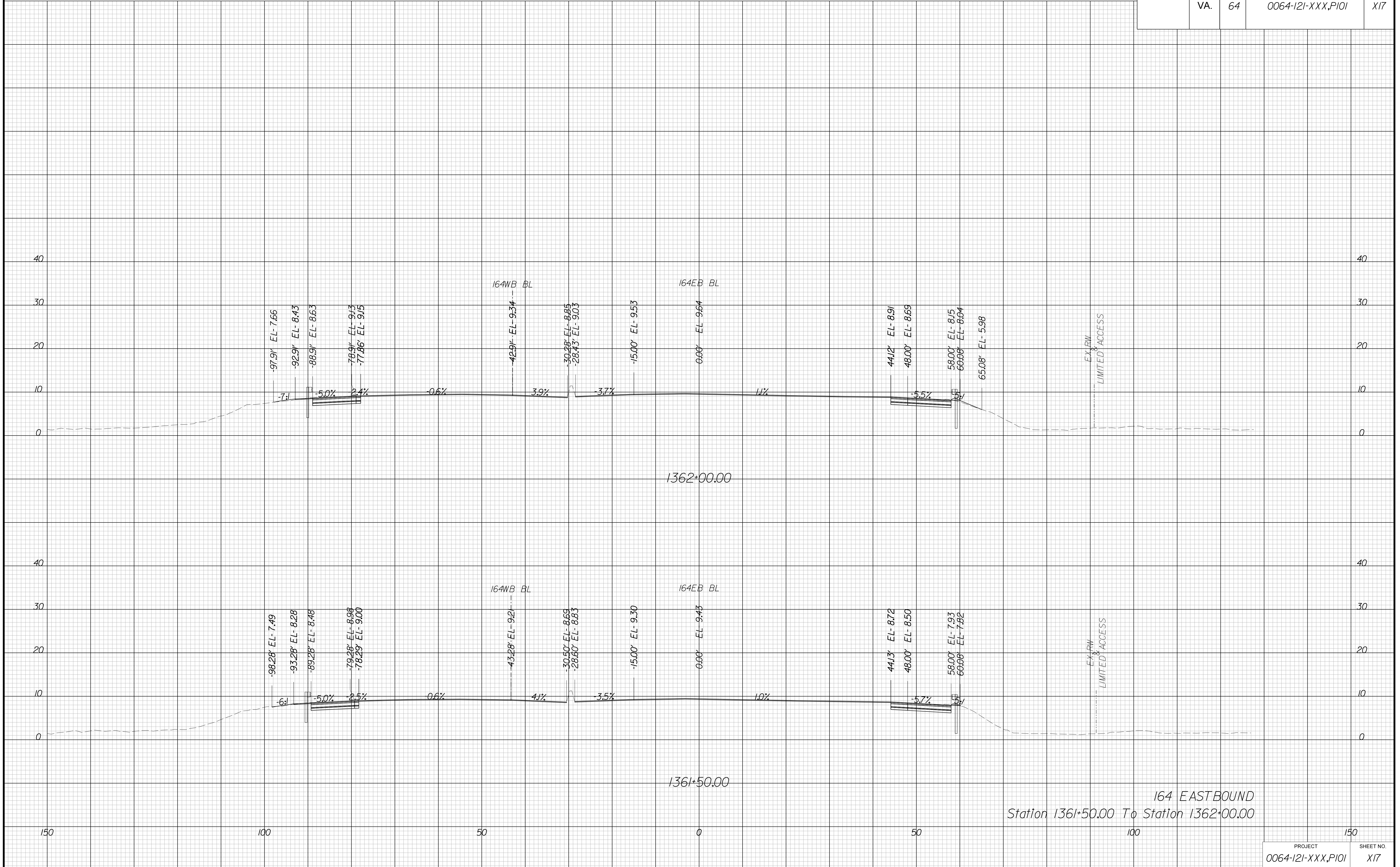
PROJECT MANAGER *Edo Foley, P.E. (757) 222-1500*
 SURVEYED BY, DATE *Bice Associates, Inc. (757) 306-4260*
 DESIGN BY *HDR Engineering, Inc.*
 SUBSURFACE UTILITY BY, DATE *N/A*

CROSS SECTIONS

SCALE 1 IN. = 10 FT

DESIGN FEATURES RELATING TO CONSTRUCTION
 OR TO REGULATION AND CONTROL OF TRAFFIC
 MAY BE SUBJECT TO CHANGE AS DEEMED
 NECESSARY BY THE DEPARTMENT

REVISED	STATE	ROUTE	STATE	PROJECT	SHEET NO.
	VA.	64		0064-121-XXX, P101	X17



164 EASTBOUND
 Station 1361+50.00 To Station 1362+00.00

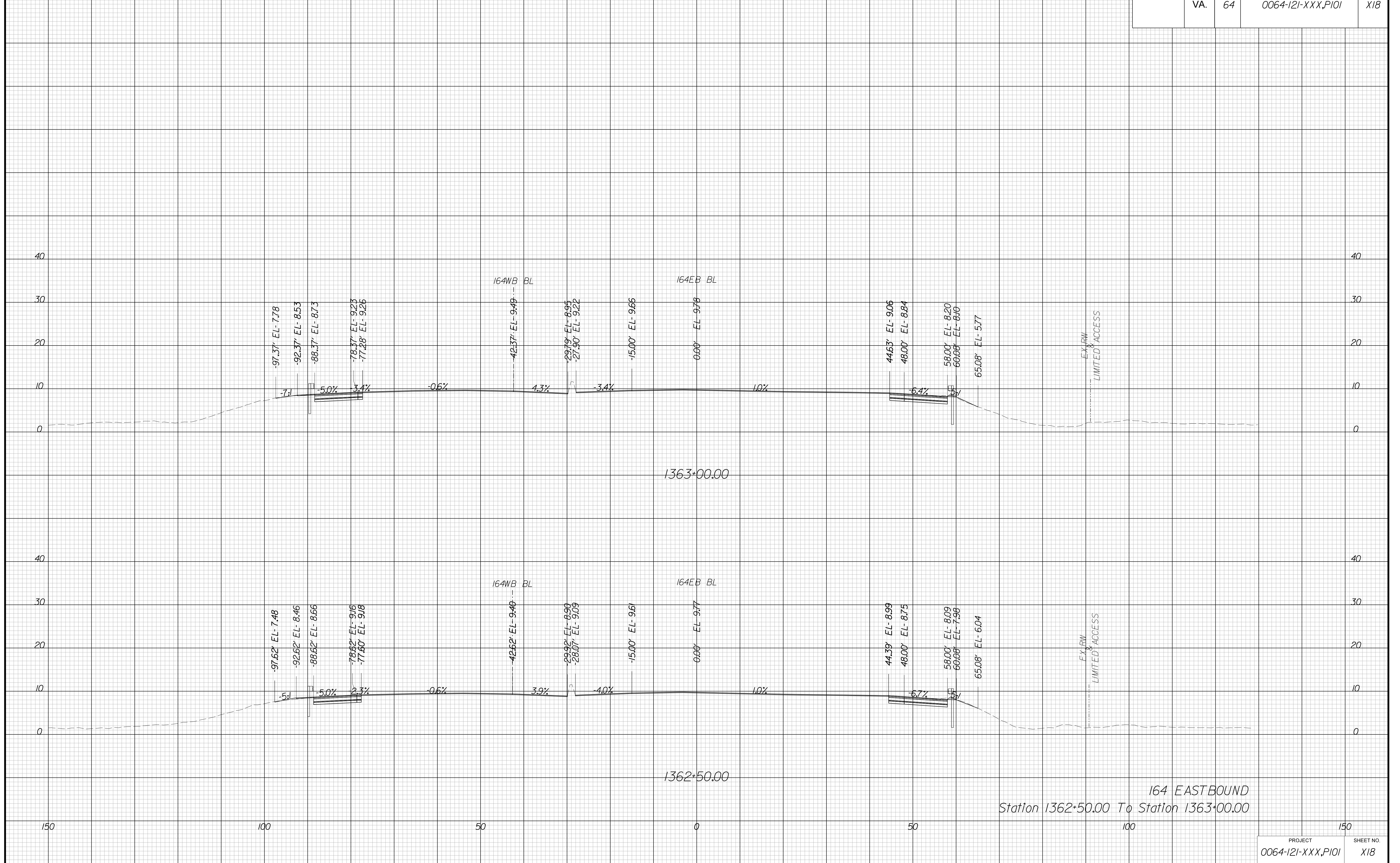
PROJECT MANAGER *Edo Foley, P.E. (757) 222-1500*
SURVEYED BY, DATE *Bice Associates, Inc. (757) 306-4260*
DESIGN BY *HDR Engineering, Inc.*
SUBSURFACE UTILITY BY, DATE *N/A*

CROSS SECTIONS

SCALE 1 IN. = 10 FT

DESIGN FEATURES RELATING TO CONSTRUCTION OR TO REGULATION AND CONTROL OF TRAFFIC MAY BE SUBJECT TO CHANGE AS DEEMED NECESSARY BY THE DEPARTMENT

REVISED	STATE	ROUTE	STATE	PROJECT	SHEET NO.
	VA.	64		0064-121-XXX, P101	X18



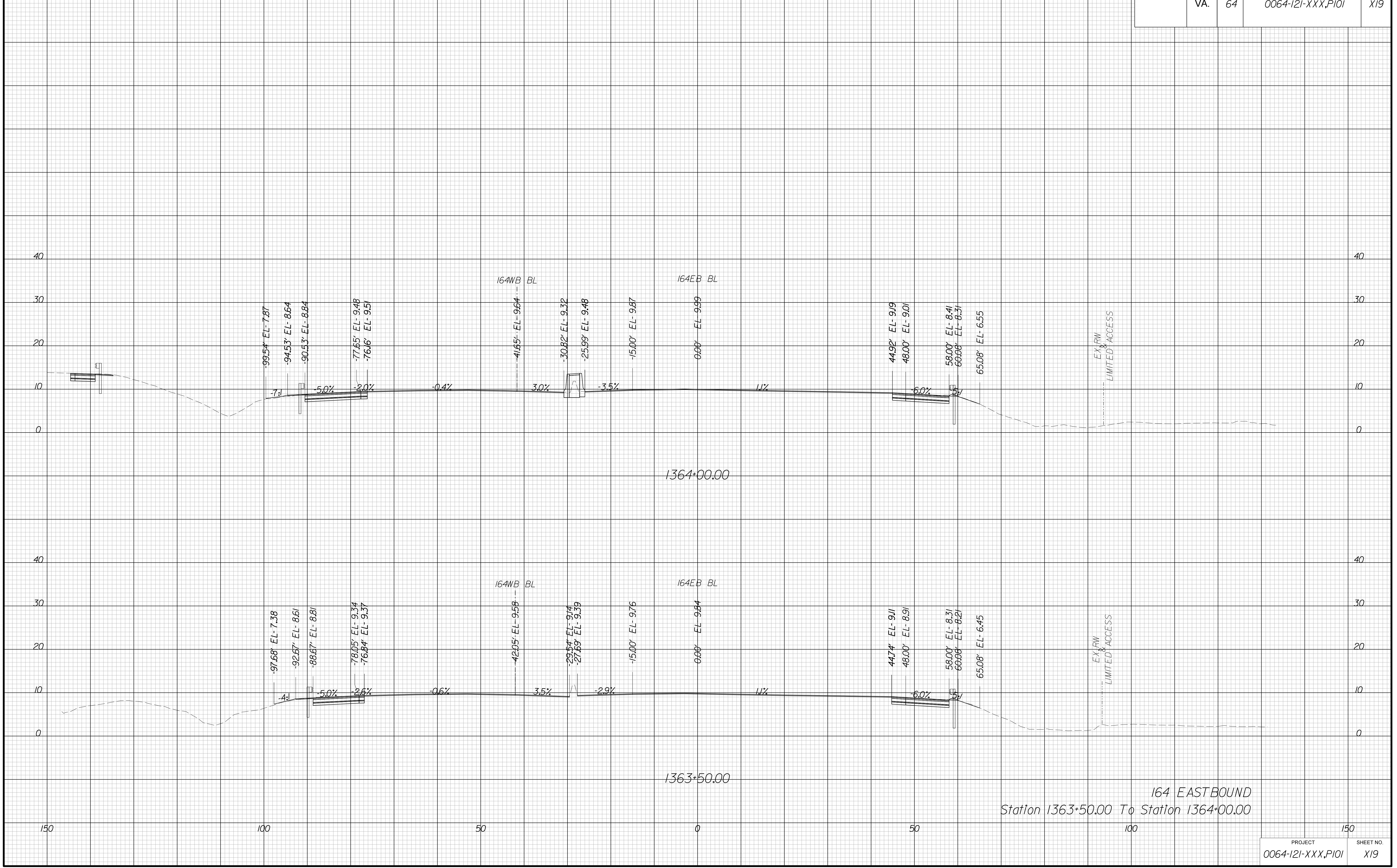
PROJECT MANAGER: Ecto Foley, P.E. (757) 222-1500
SURVEYED BY: DATE Bice Associates, Inc. (757) 306-4260
DESIGN BY: HDR Engineering, Inc.
SUBSURFACE UTILITY BY: DATE N/A

CROSS SECTIONS

SCALE 1 IN. = 10 FT

DESIGN FEATURES RELATING TO CONSTRUCTION OR TO REGULATION AND CONTROL OF TRAFFIC MAY BE SUBJECT TO CHANGE AS DEEMED NECESSARY BY THE DEPARTMENT

REVISED	STATE	STATE		SHEET NO.
	ROUTE	PROJECT		
	VA.	64	0064-121-XXX, P101	X19



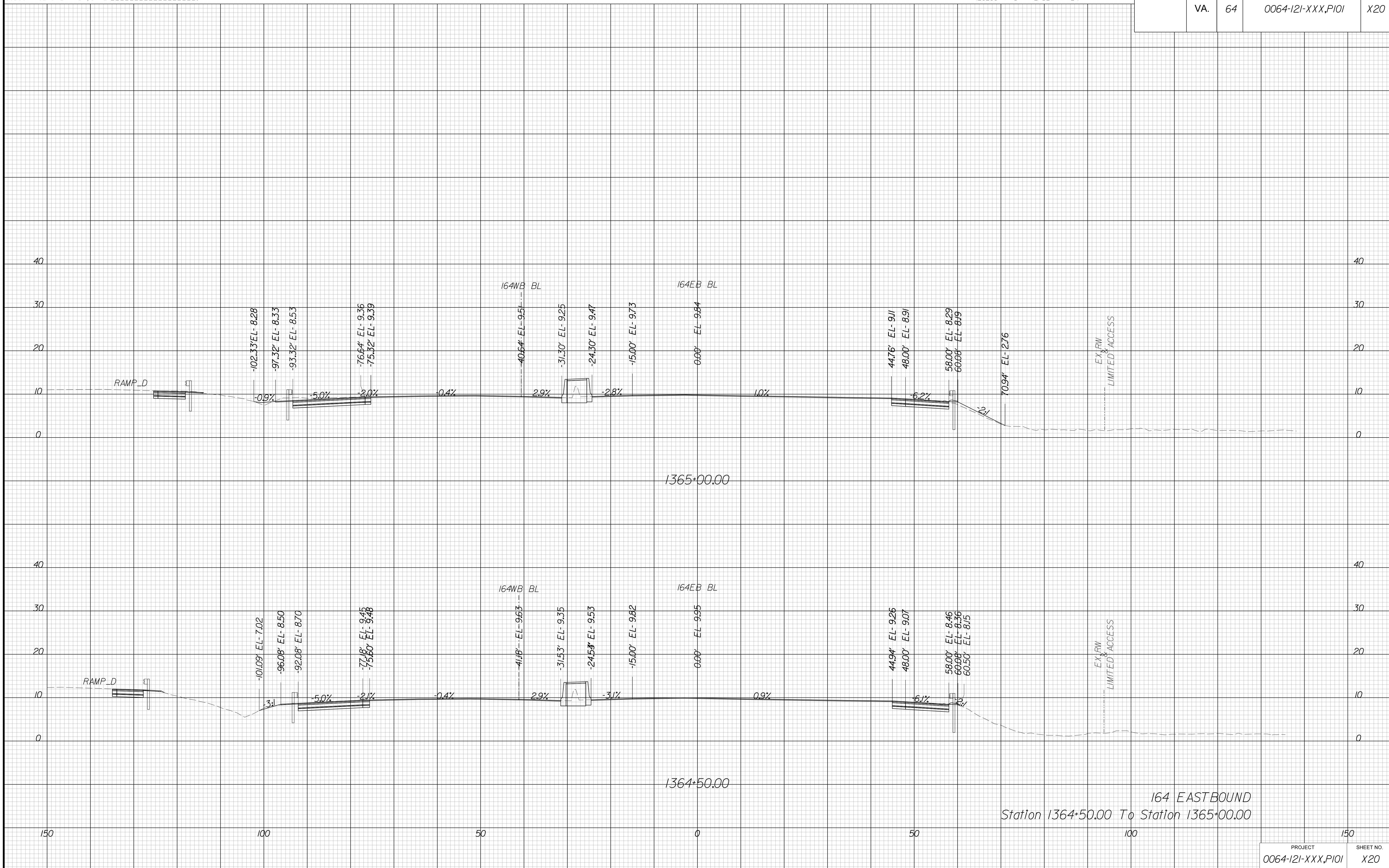
PROJECT MANAGER *Edo Foley, P.E. (757) 222-1500*
SURVEYED BY, DATE *Bice Associates, Inc. (757) 306-4260*
DESIGN BY *HDR Engineering, Inc.*
SUBSURFACE UTILITY BY, DATE *N/A*

CROSS SECTIONS

SCALE 1 IN. = 10 FT

DESIGN FEATURES RELATING TO CONSTRUCTION OR TO REGULATION AND CONTROL OF TRAFFIC MAY BE SUBJECT TO CHANGE AS DEEMED NECESSARY BY THE DEPARTMENT

REVISED	STATE	ROUTE	STATE	PROJECT	SHEET NO.
	VA.	64		0064-121-XXX, P101	X20



164 EASTBOUND
Station 1364+50.00 To Station 1365+00.00

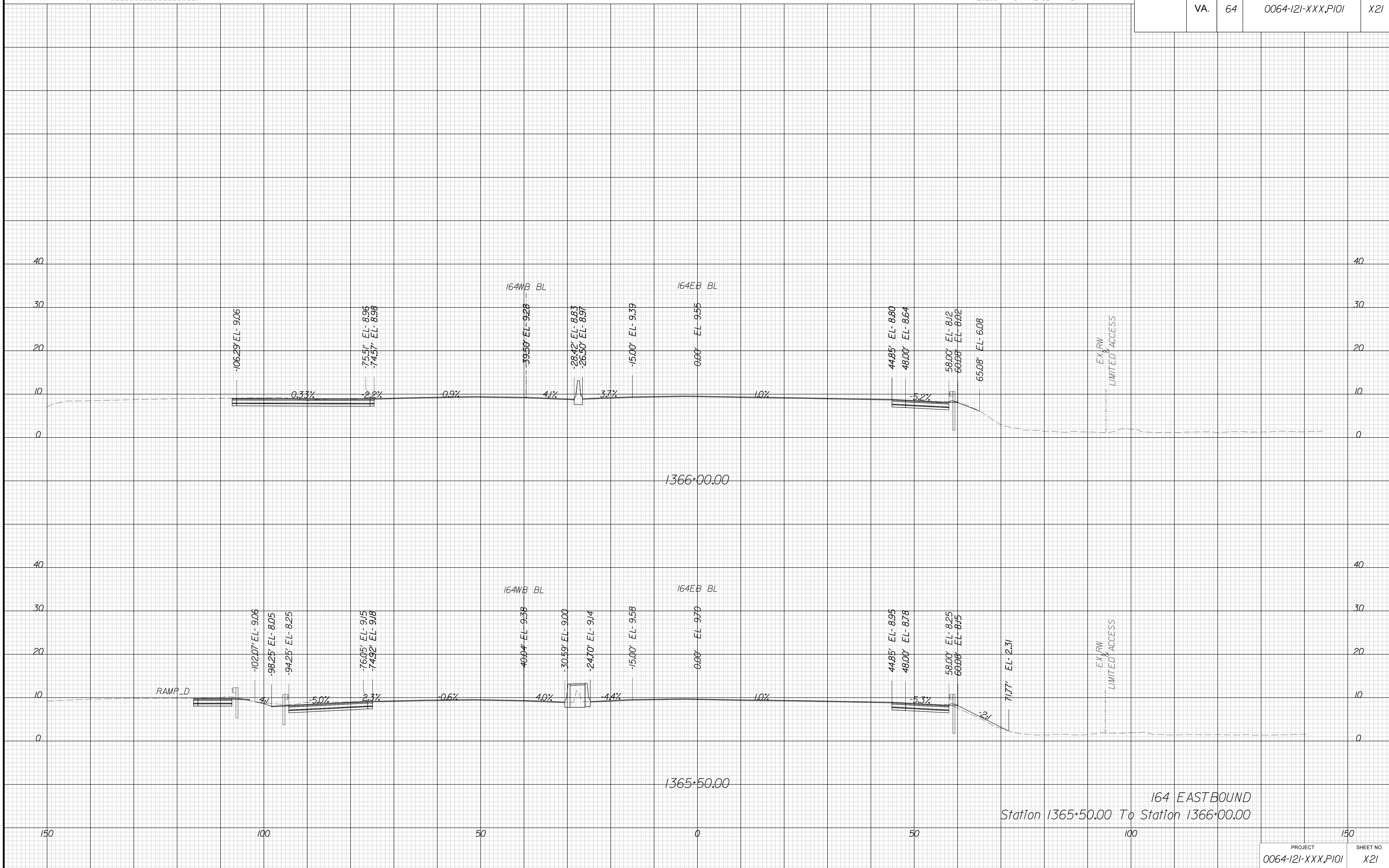
PROJECT MANAGER *Edo Foley, P.E. (757) 222-1500*
SURVEYED BY, DATE *Bice Associates, Inc. (757) 306-4260*
DESIGN BY *HDR Engineering, Inc.*
SUBSURFACE UTILITY BY, DATE *N/A*

CROSS SECTIONS

SCALE 1 IN. = 10 FT

DESIGN FEATURES RELATING TO CONSTRUCTION OR TO REGULATION AND CONTROL OF TRAFFIC MAY BE SUBJECT TO CHANGE AS DEEMED NECESSARY BY THE DEPARTMENT

REVISED	STATE	ROUTE	STATE	PROJECT	SHEET NO.
	VA.	64		0064-121-XXX, P101	X21



164 EASTBOUND
Station 1365+50.00 To Station 1366+00.00

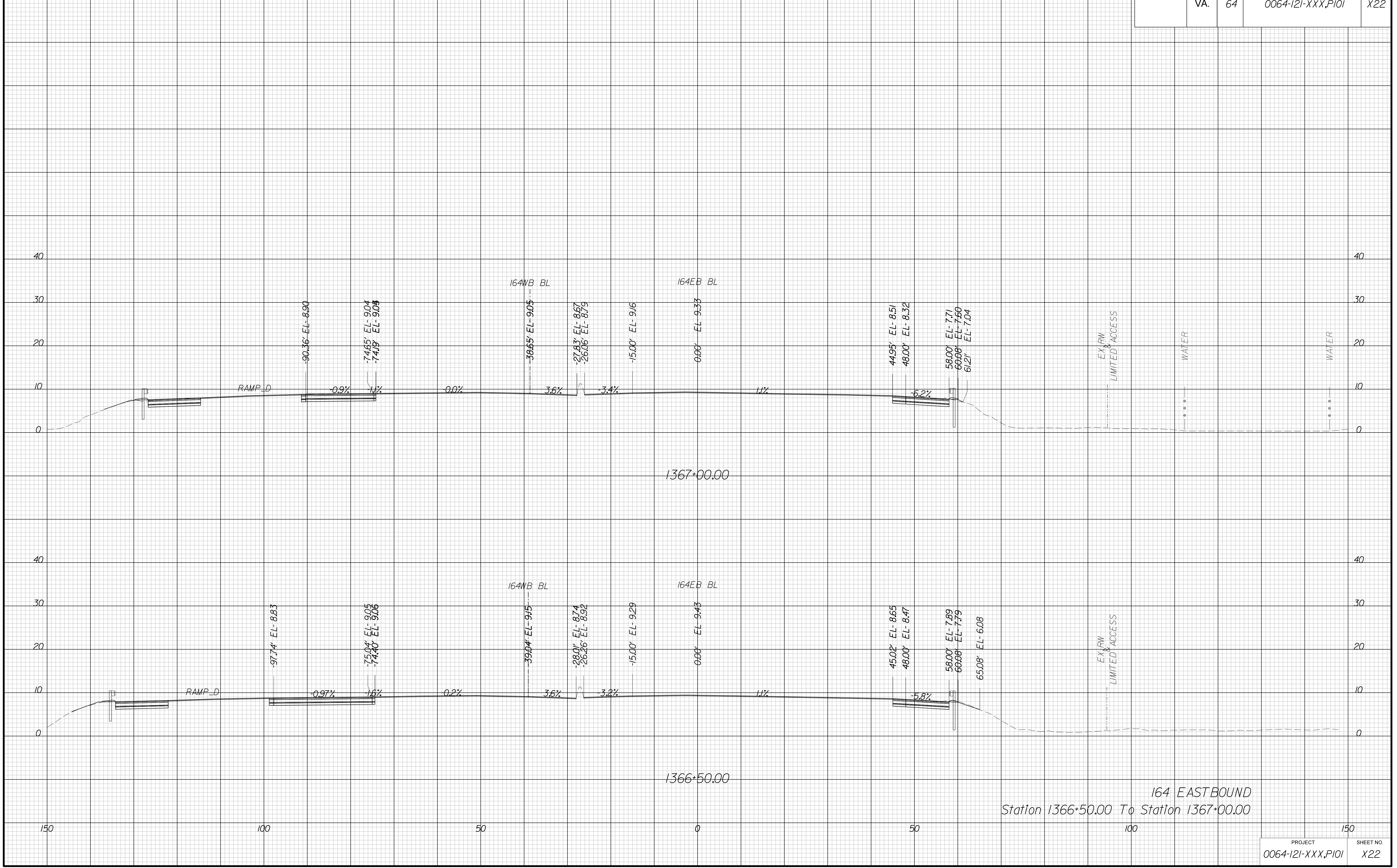
PROJECT MANAGER *Edo Foley, P.E. (757) 222-1500*
SURVEYED BY, DATE *Bice Associates, Inc. (757) 306-4260*
DESIGN BY *HDR Engineering, Inc.*
SUBSURFACE UTILITY BY, DATE *N/A*

CROSS SECTIONS

SCALE 1 IN. = 10 FT

DESIGN FEATURES RELATING TO CONSTRUCTION OR TO REGULATION AND CONTROL OF TRAFFIC MAY BE SUBJECT TO CHANGE AS DEEMED NECESSARY BY THE DEPARTMENT

REVISED	STATE	ROUTE	STATE	PROJECT	SHEET NO.
	VA.	64		0064-121-XXX, P101	X22



164 EASTBOUND
Station 1366+50.00 To Station 1367+00.00

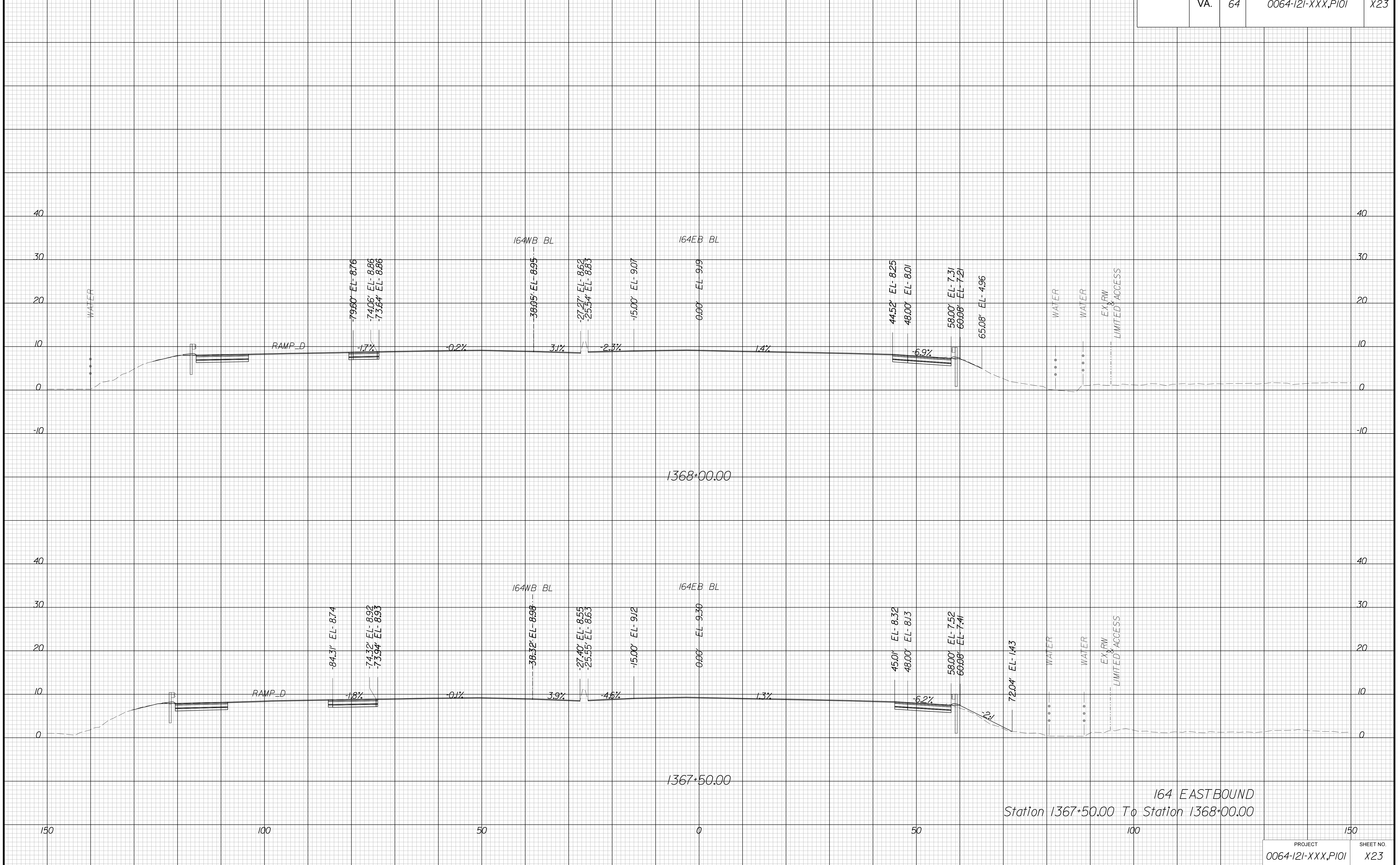
PROJECT MANAGER *Edo Foley, P.E. (757) 222-1500*
SURVEYED BY, DATE *Bice Associates, Inc. (757) 306-4260*
DESIGN BY *HDR Engineering, Inc.*
SUBSURFACE UTILITY BY, DATE *N/A*

CROSS SECTIONS

SCALE 1 IN. = 10 FT

DESIGN FEATURES RELATING TO CONSTRUCTION OR TO REGULATION AND CONTROL OF TRAFFIC MAY BE SUBJECT TO CHANGE AS DEEMED NECESSARY BY THE DEPARTMENT

REVISED	STATE	ROUTE	STATE	PROJECT	SHEET NO.
	VA.	64		0064-121-XXX,PI01	X23



164 EASTBOUND
Station 1367+50.00 To Station 1368+00.00

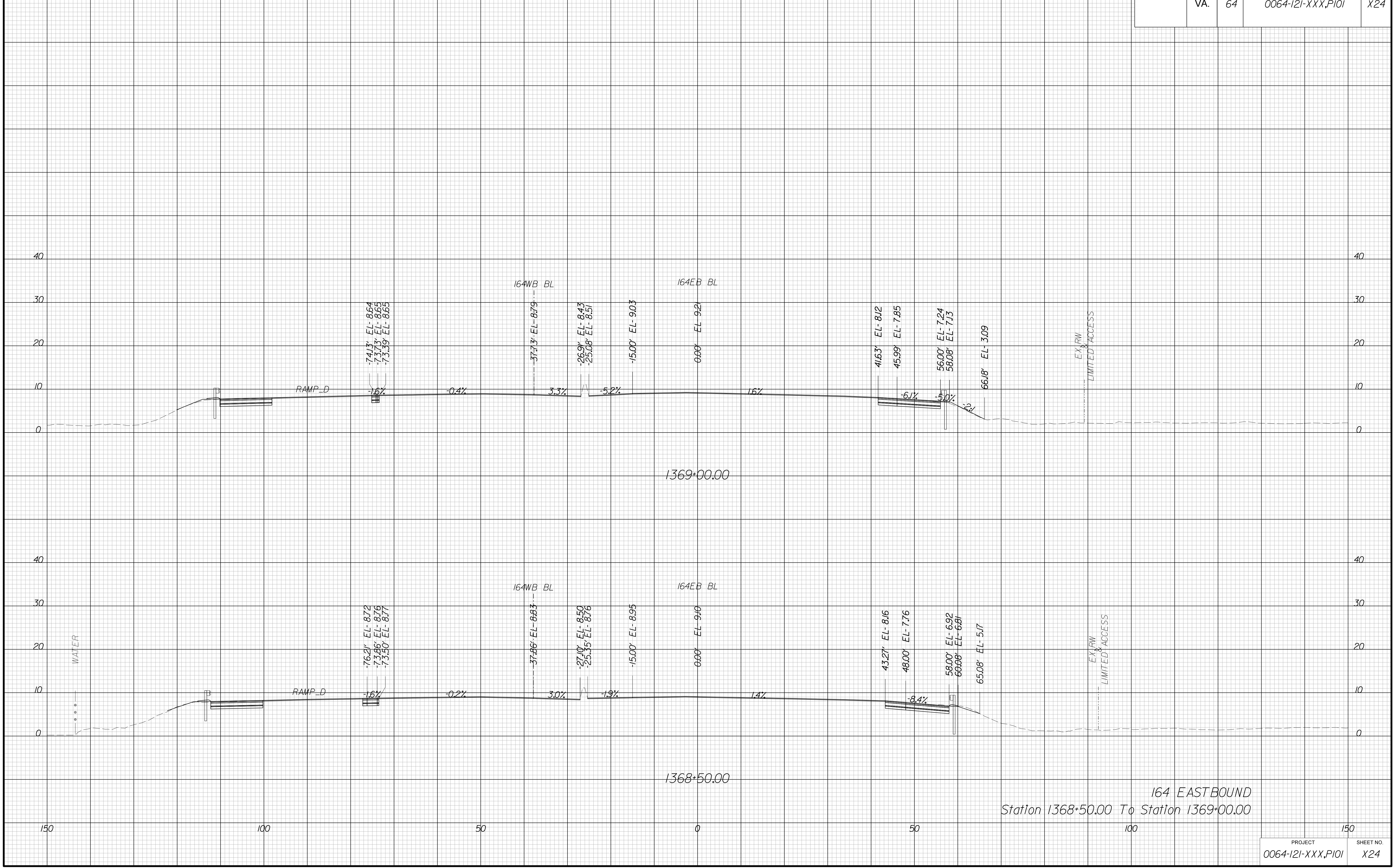
PROJECT MANAGER *Edo Foley, P.E. (757) 222-1500*
SURVEYED BY, DATE *Bice Associates, Inc. (757) 306-4260*
DESIGN BY *HDR Engineering, Inc.*
SUBSURFACE UTILITY BY, DATE *N/A*

CROSS SECTIONS

SCALE 1 IN. = 10 FT

DESIGN FEATURES RELATING TO CONSTRUCTION OR TO REGULATION AND CONTROL OF TRAFFIC MAY BE SUBJECT TO CHANGE AS DEEMED NECESSARY BY THE DEPARTMENT

REVISED	STATE	ROUTE	STATE	PROJECT	SHEET NO.
	VA.	64		0064-121-XXX, P101	X24



164 EASTBOUND
Station 1368+50.00 To Station 1369+00.00

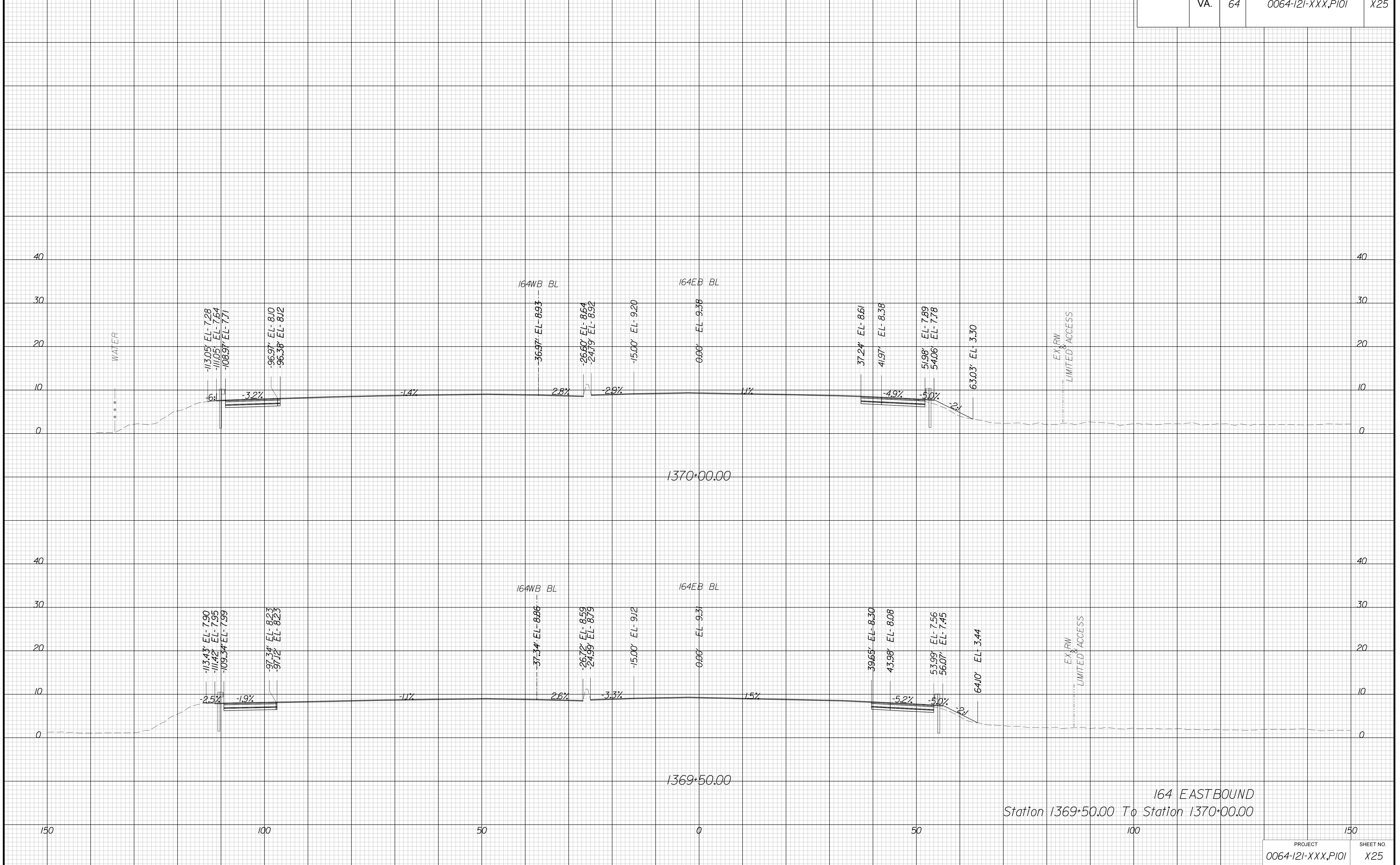
PROJECT MANAGER *Edo Foley, P.E. (757) 222-1500*
SURVEYED BY, DATE *Bice Associates, Inc. (757) 306-4260*
DESIGN BY *HDR Engineering, Inc.*
SUBSURFACE UTILITY BY, DATE *N/A*

CROSS SECTIONS

SCALE 1 IN. = 10 FT

DESIGN FEATURES RELATING TO CONSTRUCTION OR TO REGULATION AND CONTROL OF TRAFFIC MAY BE SUBJECT TO CHANGE AS DEEMED NECESSARY BY THE DEPARTMENT

REVISED	STATE	ROUTE	STATE	PROJECT	SHEET NO.
	VA.	64		0064-121-XXX, P101	X25



164 EASTBOUND
Station 1369+50.00 To Station 1370+00.00

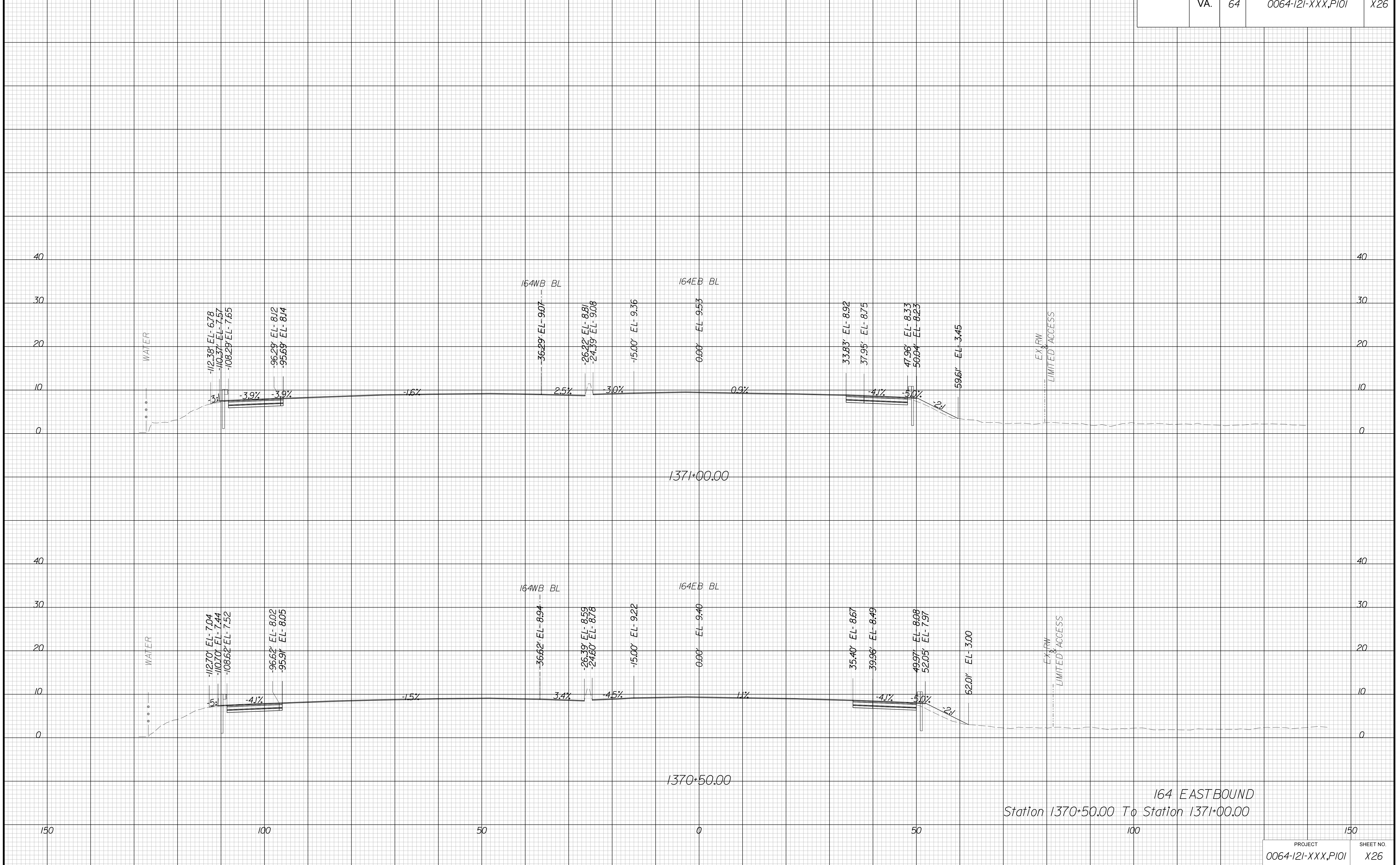
PROJECT MANAGER *Edo Foley, P.E. (757) 222-1500*
SURVEYED BY, DATE *Bice Associates, Inc. (757) 306-4260*
DESIGN BY *HDR Engineering, Inc.*
SUBSURFACE UTILITY BY, DATE *N/A*

CROSS SECTIONS

SCALE 1 IN. = 10 FT

DESIGN FEATURES RELATING TO CONSTRUCTION OR TO REGULATION AND CONTROL OF TRAFFIC MAY BE SUBJECT TO CHANGE AS DEEMED NECESSARY BY THE DEPARTMENT

REVISED	STATE	ROUTE	STATE	PROJECT	SHEET NO.
	VA.	64		0064-121-XXX, P101	X26



164 EASTBOUND
Station 1370+50.00 To Station 1371+00.00

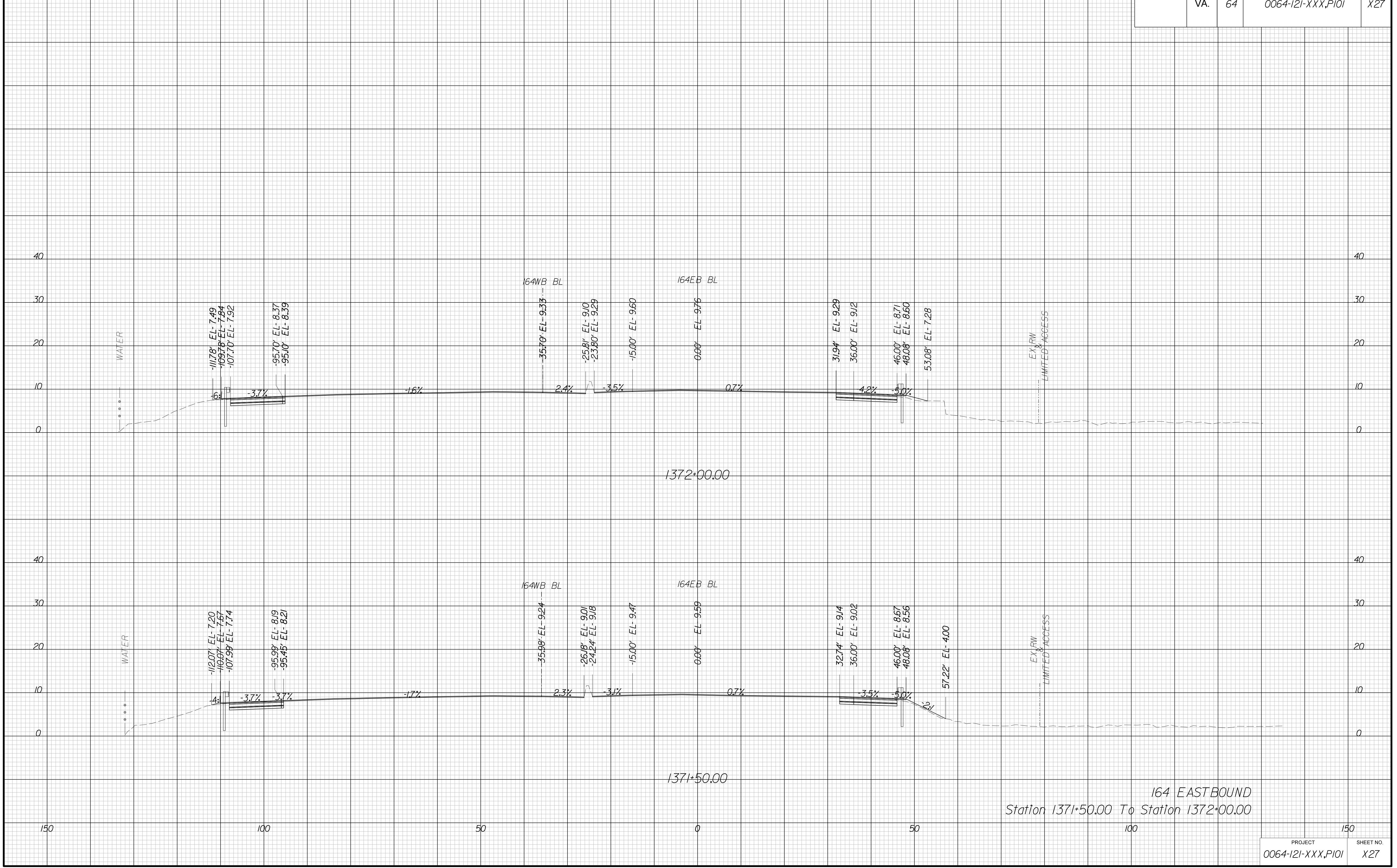
PROJECT MANAGER *Elio Foley, P.E. (757) 222-1500*
SURVEYED BY, DATE *Bice Associates, Inc. (757) 306-4260*
DESIGN BY *HDR Engineering, Inc.*
SUBSURFACE UTILITY BY, DATE *N/A*

CROSS SECTIONS

SCALE 1 IN. = 10 FT

DESIGN FEATURES RELATING TO CONSTRUCTION OR TO REGULATION AND CONTROL OF TRAFFIC MAY BE SUBJECT TO CHANGE AS DEEMED NECESSARY BY THE DEPARTMENT

REVISED	STATE	ROUTE	STATE	PROJECT	SHEET NO.
	VA.	64		0064-121-XXX, P101	X27



164 EASTBOUND
Station 1371+50.00 To Station 1372+00.00

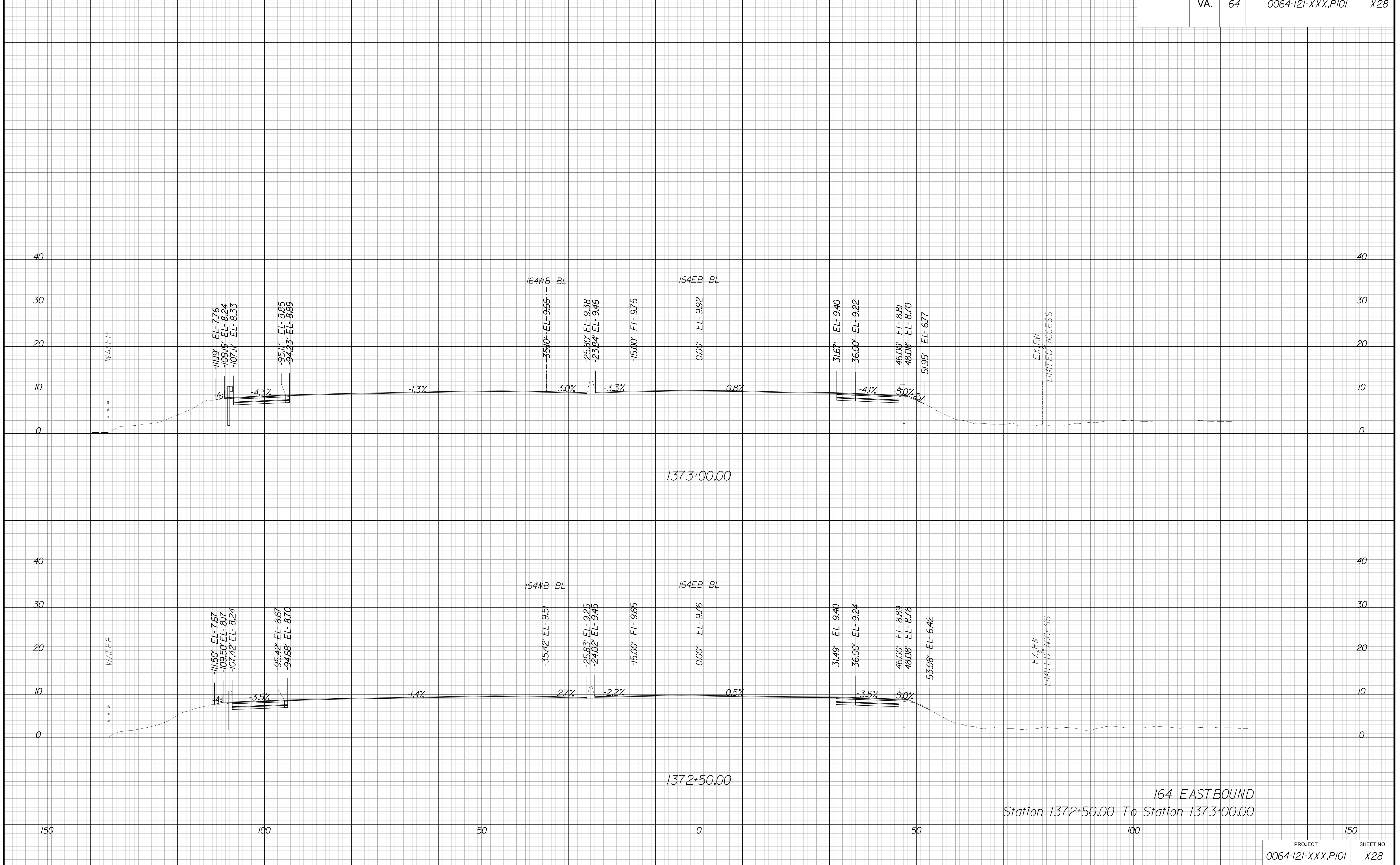
PROJECT MANAGER *Edo Foley, P.E. (757) 222-1500*
SURVEYED BY, DATE *Bice Associates, Inc. (757) 306-4260*
DESIGN BY *HDR Engineering, Inc.*
SUBSURFACE UTILITY BY, DATE *N/A*

CROSS SECTIONS

SCALE 1 IN. = 10 FT

DESIGN FEATURES RELATING TO CONSTRUCTION OR TO REGULATION AND CONTROL OF TRAFFIC MAY BE SUBJECT TO CHANGE AS DEEMED NECESSARY BY THE DEPARTMENT

REVISED	STATE	ROUTE	STATE	PROJECT	SHEET NO.
	VA.	64		0064-121-XXX, P101	X28



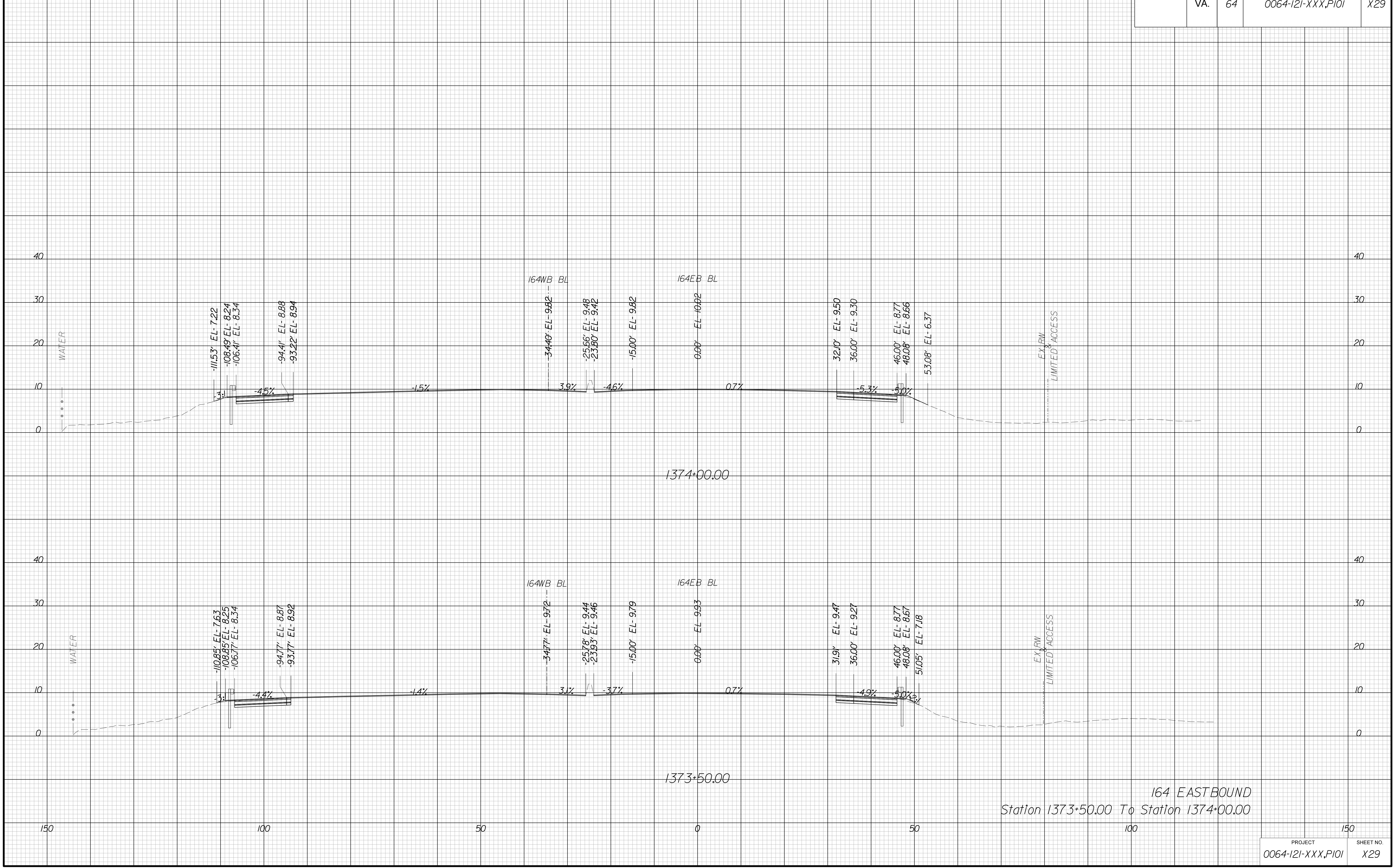
PROJECT MANAGER *Edo Foley, P.E. (757) 222-1500*
SURVEYED BY, DATE *Bice Associates, Inc. (757) 306-4260*
DESIGN BY *HDR Engineering, Inc.*
SUBSURFACE UTILITY BY, DATE *N/A*

CROSS SECTIONS

SCALE 1 IN. = 10 FT

DESIGN FEATURES RELATING TO CONSTRUCTION OR TO REGULATION AND CONTROL OF TRAFFIC MAY BE SUBJECT TO CHANGE AS DEEMED NECESSARY BY THE DEPARTMENT

REVISED	STATE	ROUTE	STATE	PROJECT	SHEET NO.
	VA.	64		0064-121-XXX, P101	X29



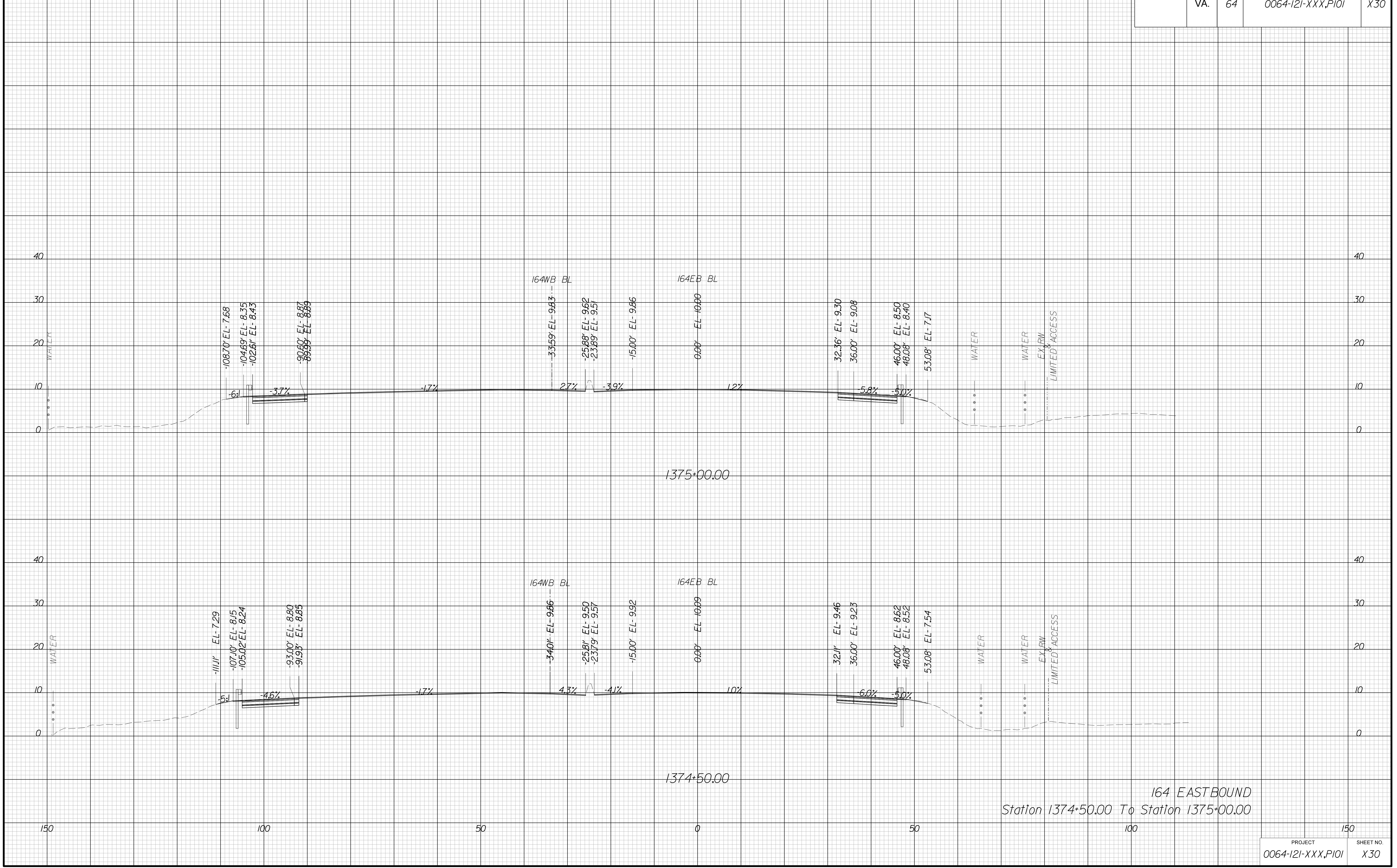
PROJECT MANAGER *Edo Foley, P.E. (757) 222-1500*
SURVEYED BY, DATE *Bice Associates, Inc. (757) 306-4260*
DESIGN BY *HDR Engineering, Inc.*
SUBSURFACE UTILITY BY, DATE *N/A*

CROSS SECTIONS

SCALE 1 IN. = 10 FT

DESIGN FEATURES RELATING TO CONSTRUCTION OR TO REGULATION AND CONTROL OF TRAFFIC MAY BE SUBJECT TO CHANGE AS DEEMED NECESSARY BY THE DEPARTMENT

REVISED	STATE	ROUTE	STATE	PROJECT	SHEET NO.
	VA.	64		0064-121-XXX, P101	X30



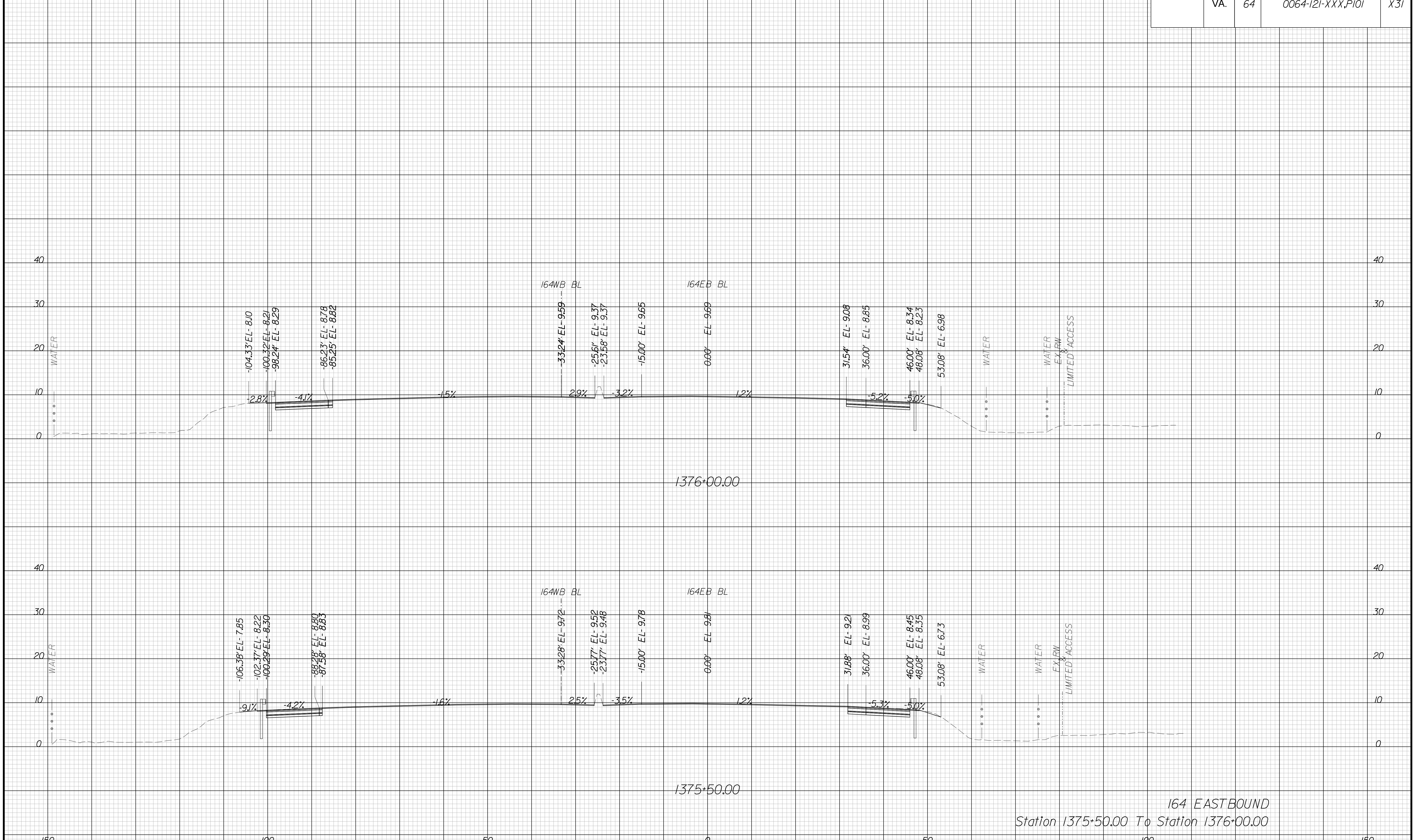
PROJECT MANAGER *Elio Foley, P.E. (757) 222-1500*
SURVEYED BY, DATE *Bice Associates, Inc. (757) 306-4260*
DESIGN BY *HDR Engineering, Inc.*
SUBSURFACE UTILITY BY, DATE *N/A*

CROSS SECTIONS

SCALE 1 IN. = 10 FT

DESIGN FEATURES RELATING TO CONSTRUCTION OR TO REGULATION AND CONTROL OF TRAFFIC MAY BE SUBJECT TO CHANGE AS DEEMED NECESSARY BY THE DEPARTMENT

REVISED	STATE	ROUTE	STATE	PROJECT	SHEET NO.
	VA.	64		0064-121-XXX,PI01	X31



164 EASTBOUND
Station 1375+50.00 To Station 1376+00.00

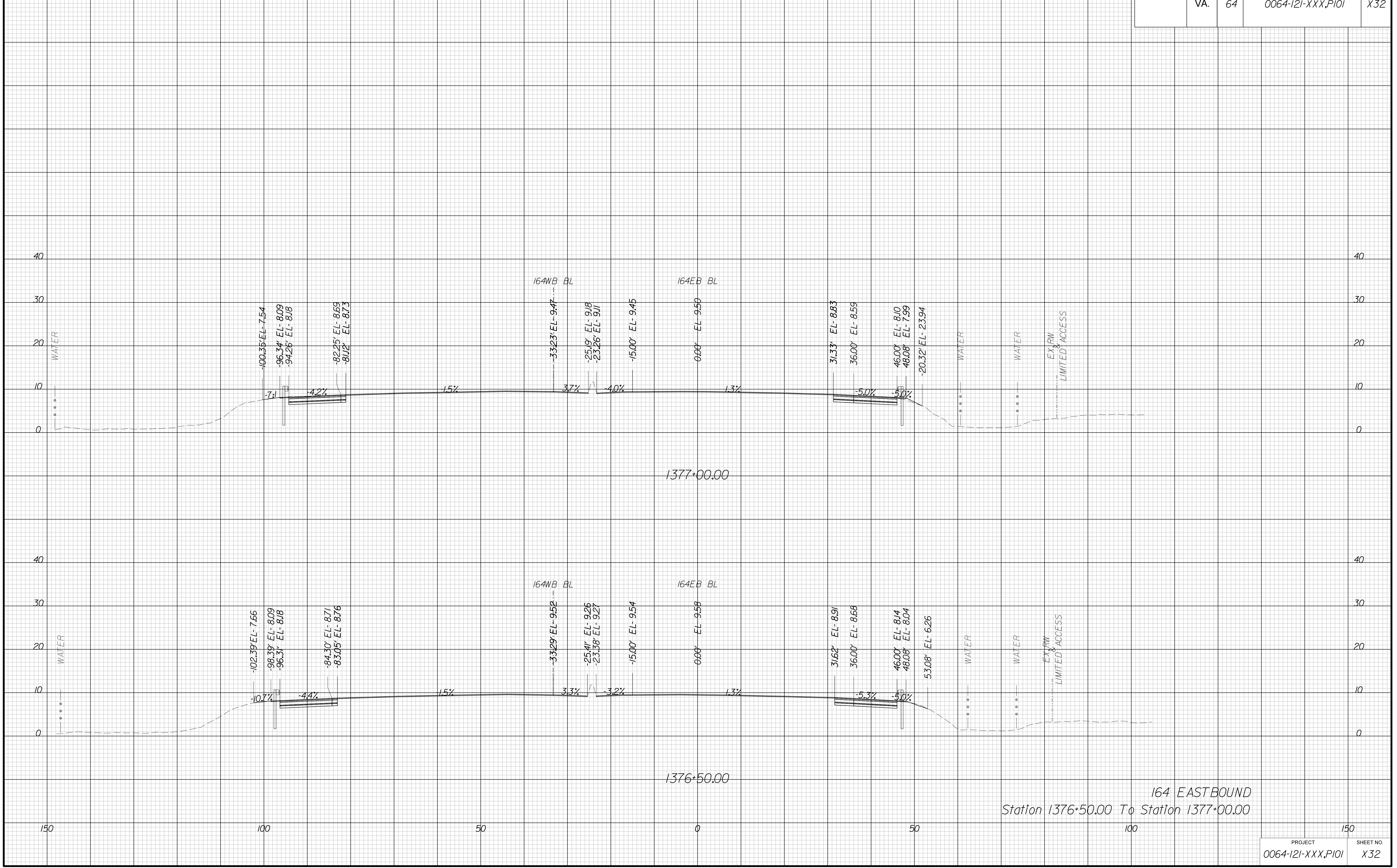
PROJECT MANAGER *Edo Foley, P.E. (757) 222-1500*
SURVEYED BY, DATE *Bice Associates, Inc. (757) 306-4260*
DESIGN BY *HDR Engineering, Inc.*
SUBSURFACE UTILITY BY, DATE *N/A*

CROSS SECTIONS

SCALE 1 IN. = 10 FT

DESIGN FEATURES RELATING TO CONSTRUCTION OR TO REGULATION AND CONTROL OF TRAFFIC MAY BE SUBJECT TO CHANGE AS DEEMED NECESSARY BY THE DEPARTMENT

REVISED	STATE	ROUTE	STATE	PROJECT	SHEET NO.
	VA.	64		0064-121-XXX, P101	X32



164 EASTBOUND
Station 1376+50.00 To Station 1377+00.00

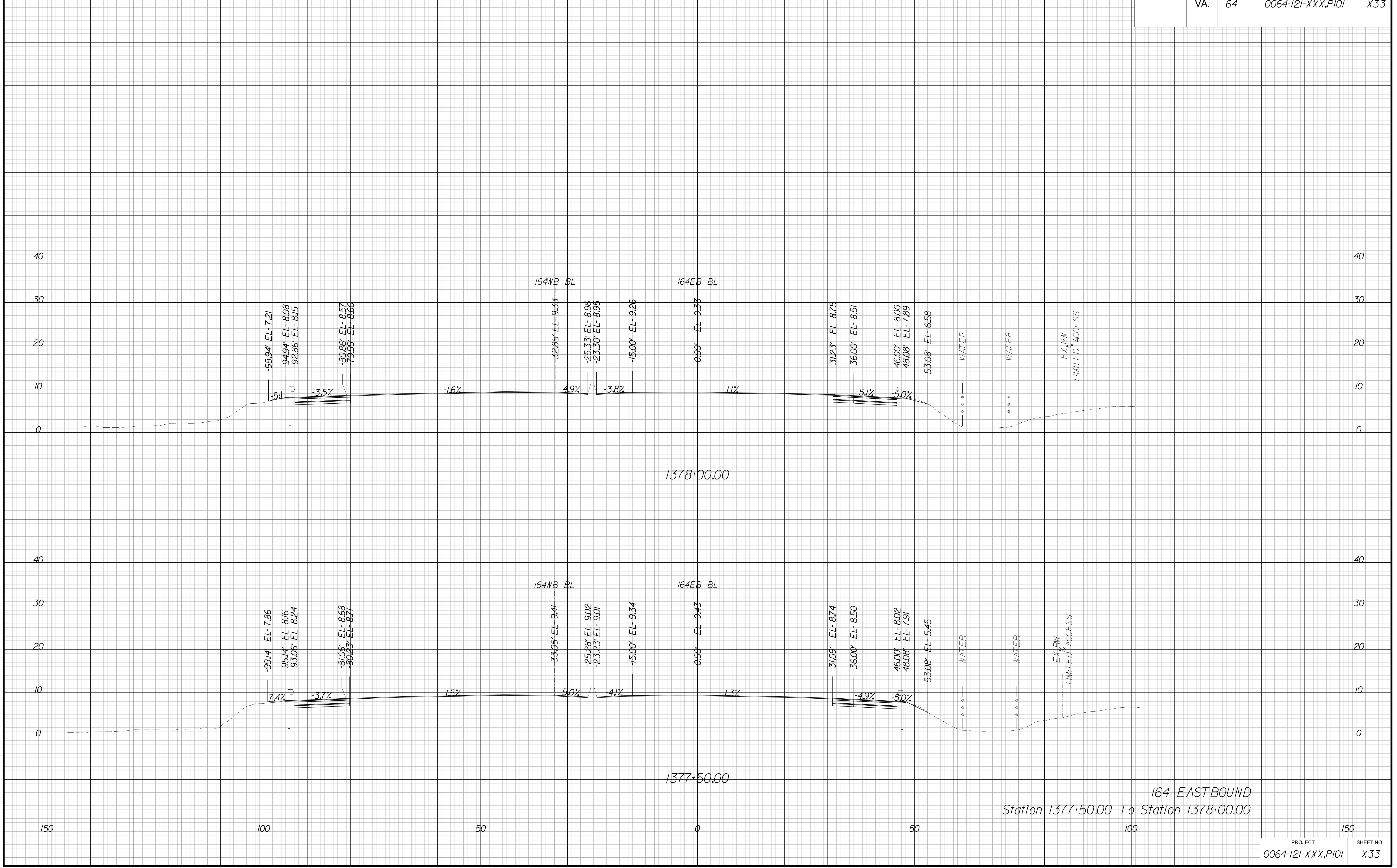
PROJECT MANAGER *Edo Foley, P.E. (757) 222-1500*
SURVEYED BY, DATE *Bice Associates, Inc. (757) 306-4260*
DESIGN BY *HDR Engineering, Inc.*
SUBSURFACE UTILITY BY, DATE *N/A*

CROSS SECTIONS

SCALE 1 IN. = 10 FT

DESIGN FEATURES RELATING TO CONSTRUCTION OR TO REGULATION AND CONTROL OF TRAFFIC MAY BE SUBJECT TO CHANGE AS DEEMED NECESSARY BY THE DEPARTMENT

REVISED	STATE	ROUTE	STATE	PROJECT	SHEET NO.
	VA.	64		0064-121-XXX, P101	X33



164 EASTBOUND
Station 1377+50.00 To Station 1378+00.00


PROJECT MANAGER *Edo Foley, P.E. (757) 222-1500*
SURVEYED BY, DATE *Bice Associates, Inc. (757) 306-4260*
DESIGN BY *HDR Engineering, Inc.*
SUBSURFACE UTILITY BY, DATE *N/A*

CROSS SECTIONS

SCALE 1 IN. = 10 FT

DESIGN FEATURES RELATING TO CONSTRUCTION OR TO REGULATION AND CONTROL OF TRAFFIC MAY BE SUBJECT TO CHANGE AS DEEMED NECESSARY BY THE DEPARTMENT

REVISED	STATE	ROUTE	STATE	PROJECT	SHEET NO.
	VA.	64		0064-121-XXX, P101	X34



164 EASTBOUND
Station 1378+50.00 To Station 1379+00.00

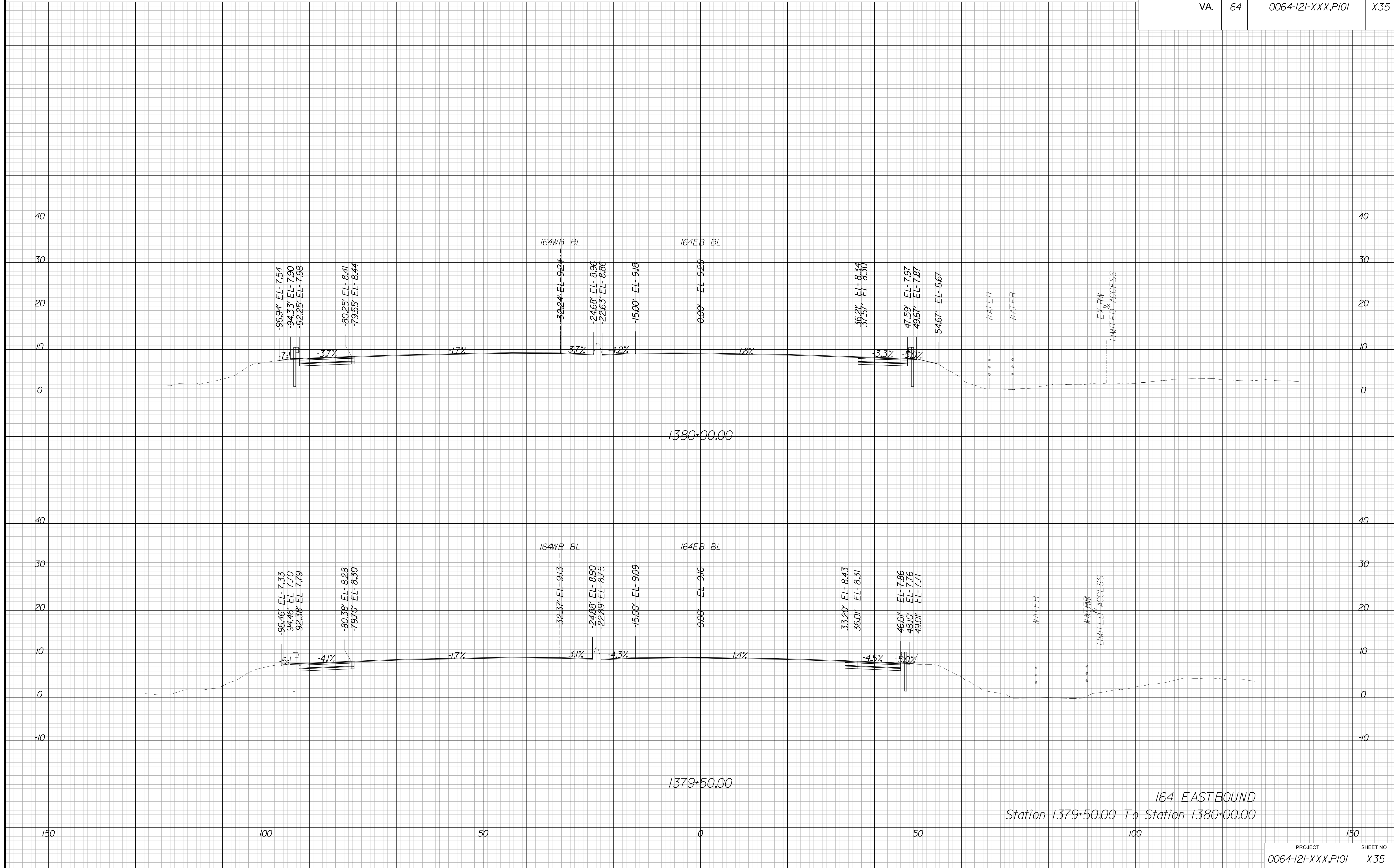
PROJECT MANAGER *Edo Foley, P.E. (757) 222-1500*
SURVEYED BY, DATE *Bice Associates, Inc. (757) 306-4260*
DESIGN BY *HDR Engineering, Inc.*
SUBSURFACE UTILITY BY, DATE *N/A*

CROSS SECTIONS

SCALE 1 IN. = 10 FT

DESIGN FEATURES RELATING TO CONSTRUCTION
OR TO REGULATION AND CONTROL OF TRAFFIC
MAY BE SUBJECT TO CHANGE AS DEEMED
NECESSARY BY THE DEPARTMENT

REVISED	STATE	STATE		SHEET NO.
	ROUTE	PROJECT		
	VA.	64	0064-121-XXX, P101	X35




PROJECT MANAGER *Edo Foley, P.E. (757) 222-1500*
SURVEYED BY, DATE *Bice Associates, Inc. (757) 306-4260*
DESIGN BY *HDR Engineering, Inc.*
SUBSURFACE UTILITY BY, DATE *N/A*

CROSS SECTIONS

SCALE 1 IN. = 10 FT

DESIGN FEATURES RELATING TO CONSTRUCTION OR TO REGULATION AND CONTROL OF TRAFFIC MAY BE SUBJECT TO CHANGE AS DEEMED NECESSARY BY THE DEPARTMENT

REVISED	STATE	ROUTE	STATE	PROJECT	SHEET NO.
	VA.	64		0064-121-XXX, P101	X36



164 EASTBOUND
Station 1380+50.00 To Station 1381+00.00

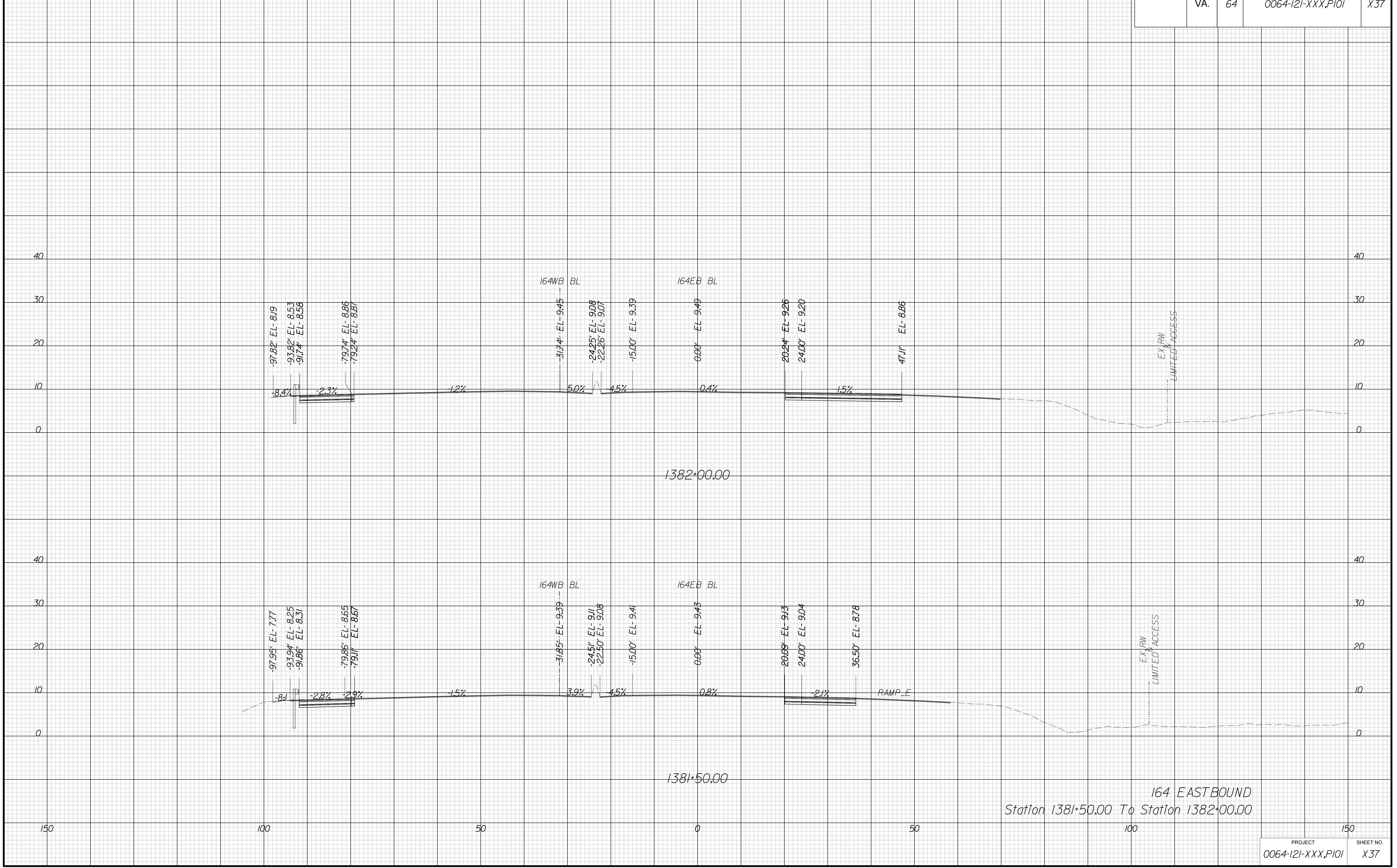
PROJECT MANAGER *Edo Foley, P.E. (757) 222-1500*
SURVEYED BY, DATE *Bice Associates, Inc. (757) 306-4260*
DESIGN BY *HDR Engineering, Inc.*
SUBSURFACE UTILITY BY, DATE *N/A*

CROSS SECTIONS

SCALE 1 IN. = 10 FT

DESIGN FEATURES RELATING TO CONSTRUCTION OR TO REGULATION AND CONTROL OF TRAFFIC MAY BE SUBJECT TO CHANGE AS DEEMED NECESSARY BY THE DEPARTMENT

REVISED	STATE	STATE		SHEET NO.
	VA.	ROUTE	PROJECT	
	64	0064-121-XXX, P101		X37



164 EASTBOUND
Station 1381+50.00 To Station 1382+00.00

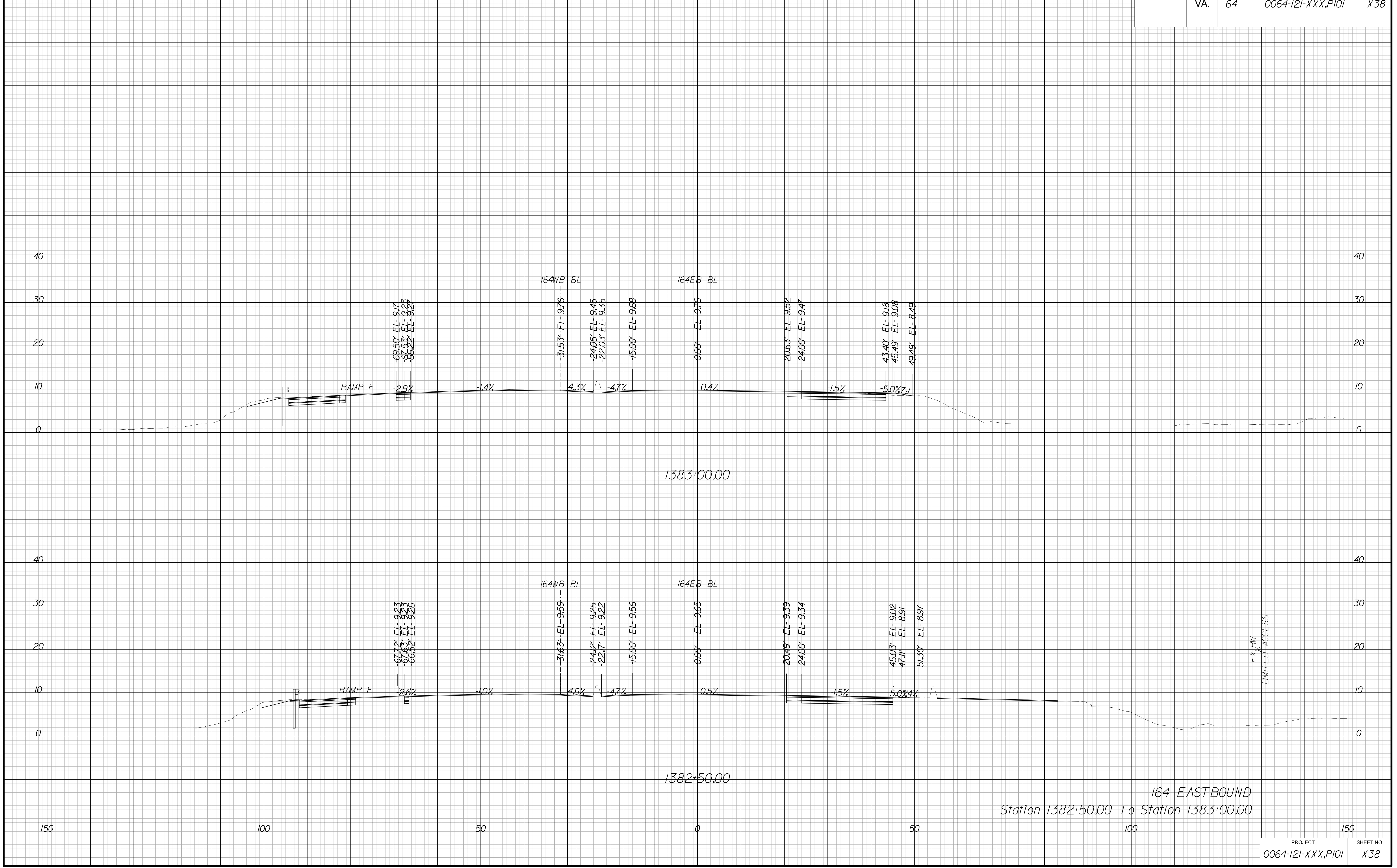
PROJECT MANAGER *Edo Foley, P.E. (757) 222-1500*
SURVEYED BY, DATE *Bice Associates, Inc. (757) 306-4260*
DESIGN BY *HDR Engineering, Inc.*
SUBSURFACE UTILITY BY, DATE *N/A*

CROSS SECTIONS

SCALE 1 IN. = 10 FT

DESIGN FEATURES RELATING TO CONSTRUCTION OR TO REGULATION AND CONTROL OF TRAFFIC MAY BE SUBJECT TO CHANGE AS DEEMED NECESSARY BY THE DEPARTMENT

REVISED	STATE	ROUTE	STATE	PROJECT	SHEET NO.
	VA.	64		0064-121-XXX, P101	X38



164 EASTBOUND
Station 1382+50.00 To Station 1383+00.00

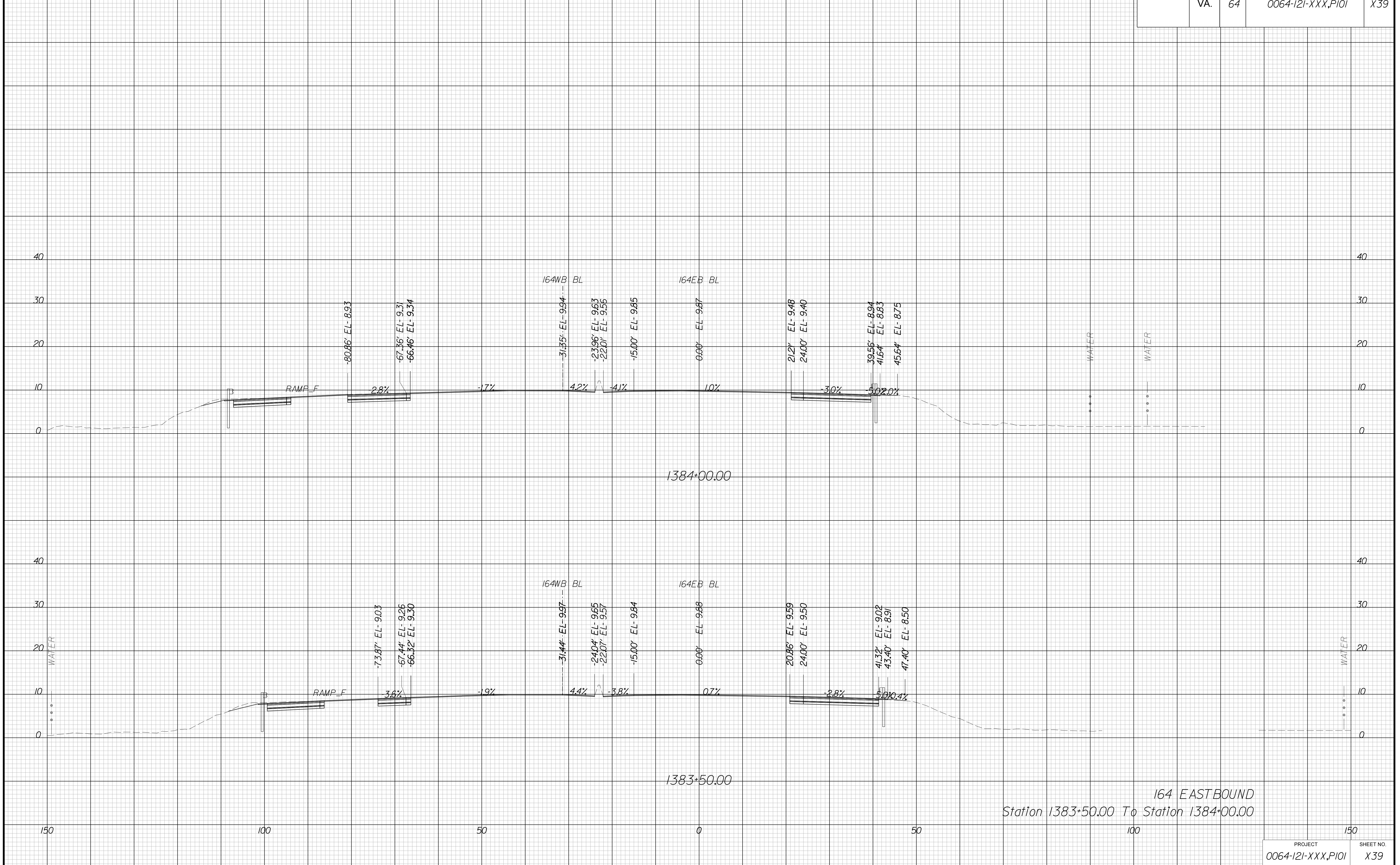
PROJECT MANAGER *Elio Foley, P.E. (757) 222-1500*
SURVEYED BY, DATE *Bice Associates, Inc. (757) 306-4260*
DESIGN BY *HDR Engineering, Inc.*
SUBSURFACE UTILITY BY, DATE *N/A*

CROSS SECTIONS

SCALE 1 IN. = 10 FT

DESIGN FEATURES RELATING TO CONSTRUCTION OR TO REGULATION AND CONTROL OF TRAFFIC MAY BE SUBJECT TO CHANGE AS DEEMED NECESSARY BY THE DEPARTMENT

REVISED	STATE	ROUTE	STATE	PROJECT	SHEET NO.
	VA.	64		0064-121-XXX, P101	X39



164 EASTBOUND
Station 1383+50.00 To Station 1384+00.00

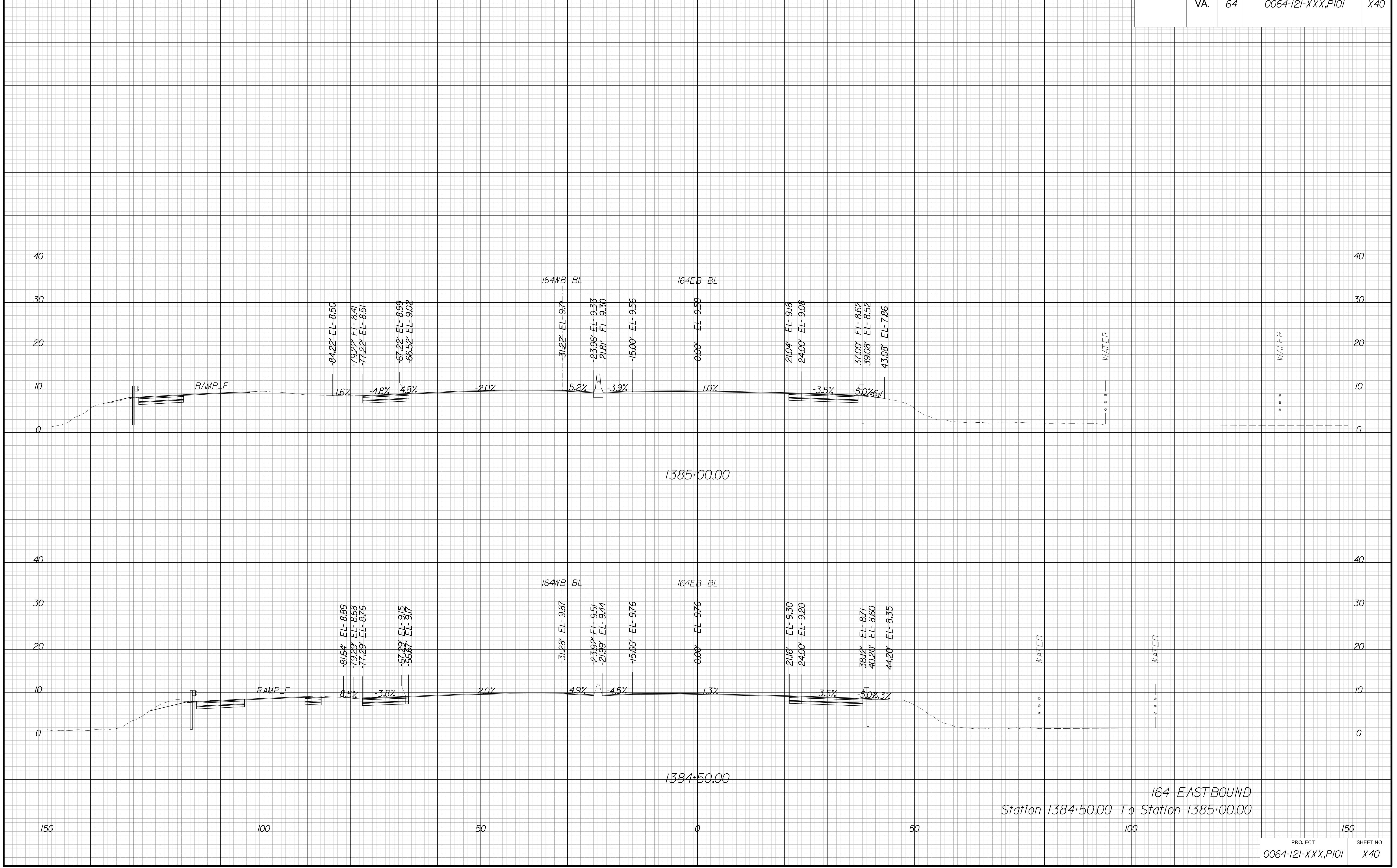
PROJECT MANAGER *Edo Foley, P.E. (757) 222-1500*
SURVEYED BY, DATE *Bice Associates, Inc. (757) 306-4260*
DESIGN BY *HDR Engineering, Inc.*
SUBSURFACE UTILITY BY, DATE *N/A*

CROSS SECTIONS

SCALE 1 IN. = 10 FT

DESIGN FEATURES RELATING TO CONSTRUCTION OR TO REGULATION AND CONTROL OF TRAFFIC MAY BE SUBJECT TO CHANGE AS DEEMED NECESSARY BY THE DEPARTMENT

REVISED	STATE	ROUTE	STATE	PROJECT	SHEET NO.
	VA.	64		0064-121-XXX, P101	X40




PROJECT MANAGER: *Edo Foley, P.E. (757) 222-1500*
 SURVEYED BY: *DATE Bice Associates, Inc. (757) 306-4260*
 DESIGN BY: *HDR Engineering, Inc.*
 SUBSURFACE UTILITY BY: *DATE N/A*

CROSS SECTIONS

SCALE 1 IN. = 10 FT

DESIGN FEATURES RELATING TO CONSTRUCTION OR TO REGULATION AND CONTROL OF TRAFFIC MAY BE SUBJECT TO CHANGE AS DEEMED NECESSARY BY THE DEPARTMENT

REVISED	STATE	ROUTE	STATE	PROJECT	SHEET NO.
	VA.	64		0064-121-XXX, P101	X41



164 EASTBOUND
 Station 1385+50.00 To Station 1386+00.00


PROJECT MANAGER *Edo Foley, P.E. (757) 222-1500*
SURVEYED BY, DATE *Bice Associates, Inc. (757) 306-4260*
DESIGN BY *HDR Engineering, Inc.*
SUBSURFACE UTILITY BY, DATE *N/A*

CROSS SECTIONS

SCALE 1 IN. = 10 FT

DESIGN FEATURES RELATING TO CONSTRUCTION OR TO REGULATION AND CONTROL OF TRAFFIC MAY BE SUBJECT TO CHANGE AS DEEMED NECESSARY BY THE DEPARTMENT

REVISED	STATE	ROUTE	STATE	PROJECT	SHEET NO.
	VA.	64		0064-121-XXX, P101	X42



164 EASTBOUND
Station 1386+50.00 To Station 1387+00.00

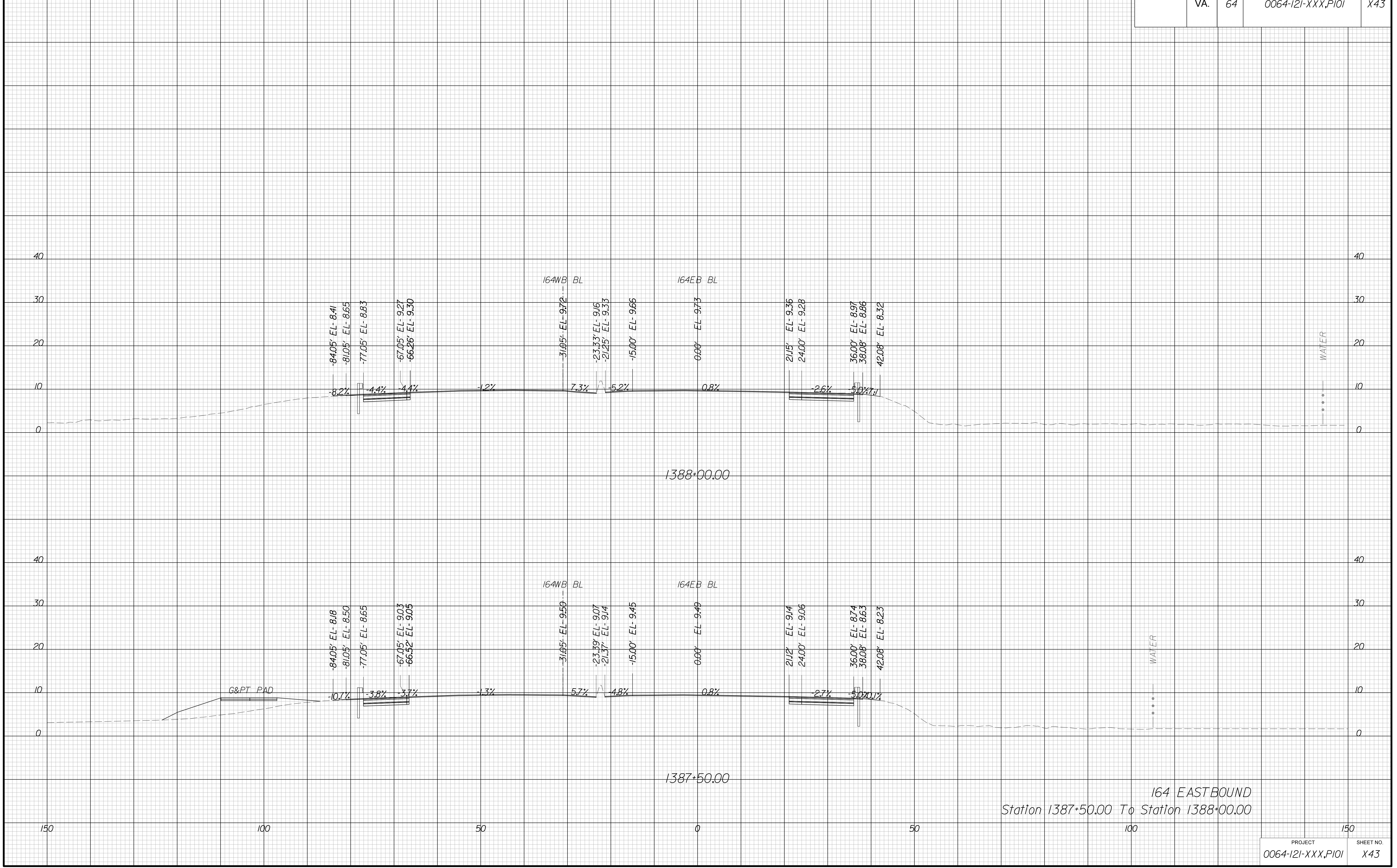
PROJECT MANAGER: *Edo Foley, P.E. (757) 222-1500*
SURVEYED BY: *DATE Bice Associates, Inc. (757) 306-4260*
DESIGN BY: *HDR Engineering, Inc.*
SUBSURFACE UTILITY BY: *DATE N/A*

CROSS SECTIONS

SCALE 1 IN. = 10 FT

DESIGN FEATURES RELATING TO CONSTRUCTION OR TO REGULATION AND CONTROL OF TRAFFIC MAY BE SUBJECT TO CHANGE AS DEEMED NECESSARY BY THE DEPARTMENT

REVISED	STATE	STATE		SHEET NO.
	ROUTE	PROJECT		
	VA.	64	0064-121-XXX, P101	X43



164 EASTBOUND
Station 1387+50.00 To Station 1388+00.00

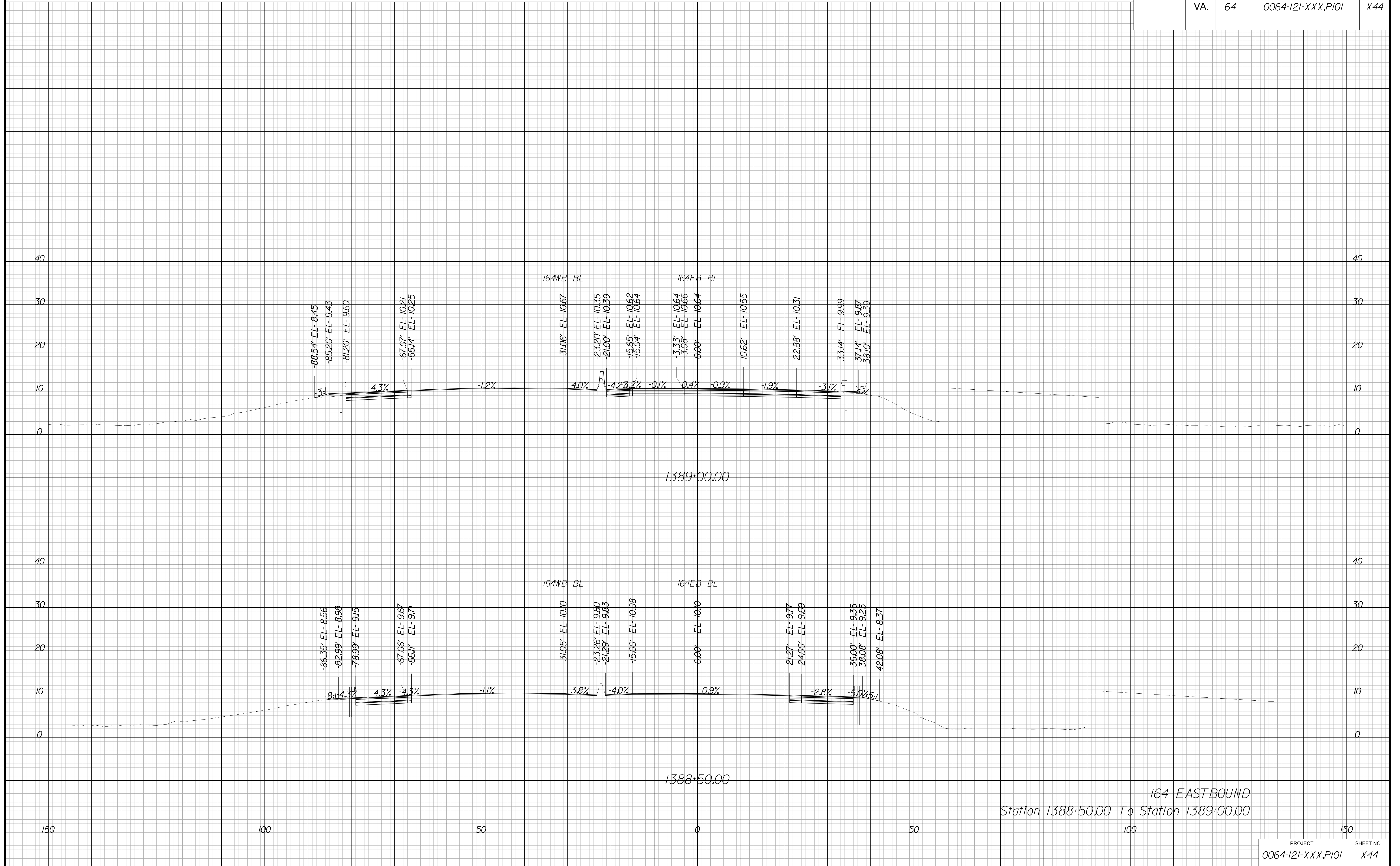
PROJECT MANAGER: *Elio Foley, P.E. (757) 222-1500*
 SURVEYED BY: *DATE Bice Associates, Inc. (757) 306-4260*
 DESIGN BY: *HDR Engineering, Inc.*
 SUBSURFACE UTILITY BY: *DATE N/A*

CROSS SECTIONS

SCALE 1 IN. = 10 FT

DESIGN FEATURES RELATING TO CONSTRUCTION OR TO REGULATION AND CONTROL OF TRAFFIC MAY BE SUBJECT TO CHANGE AS DEEMED NECESSARY BY THE DEPARTMENT

REVISED	STATE	ROUTE	STATE PROJECT	SHEET NO.
	VA.	64	0064-121-XXX, P101	X44



164 EASTBOUND
Station 1388+50.00 To Station 1389+00.00

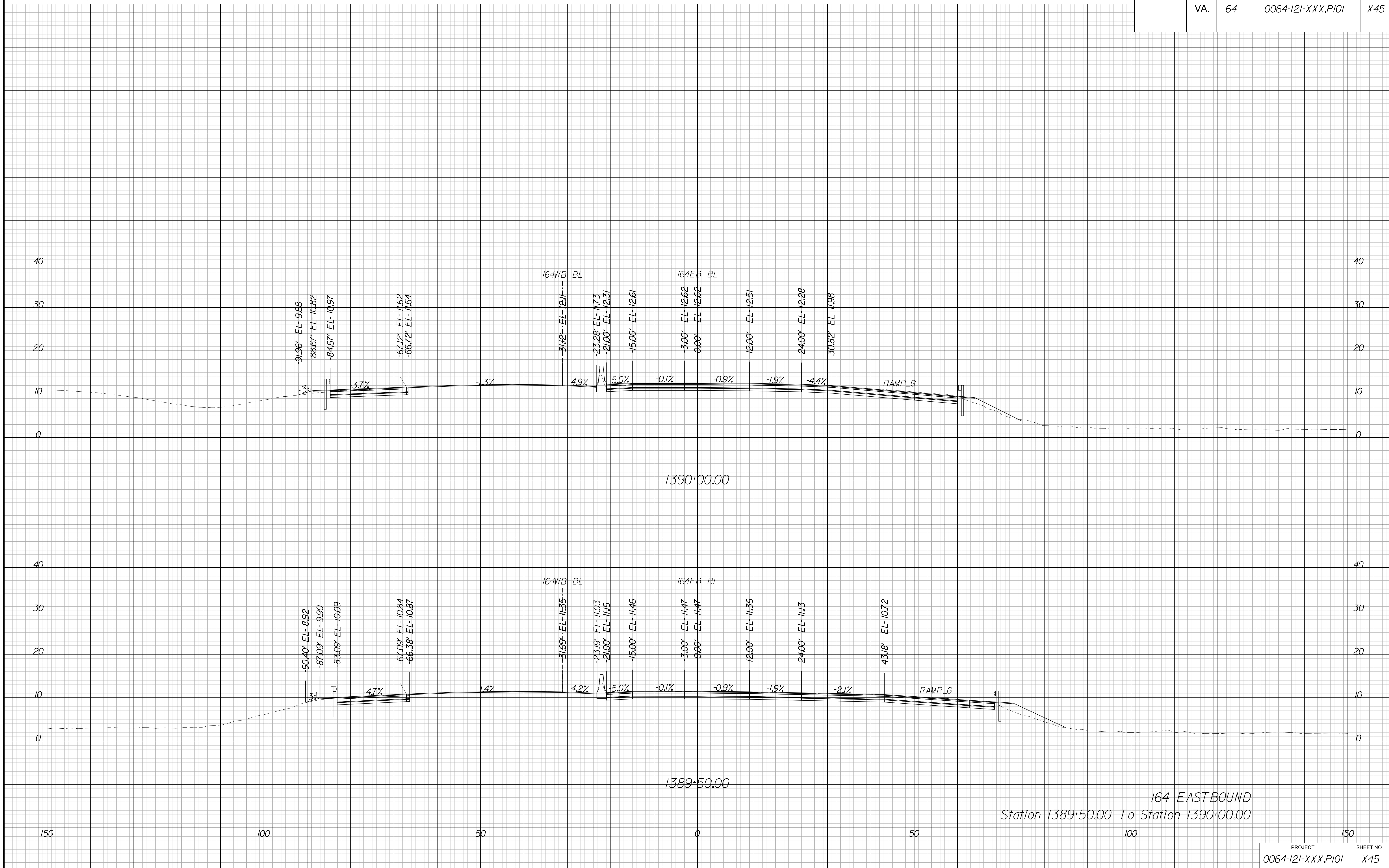
PROJECT MANAGER *Edo Foley, P.E. (757) 222-1500*
SURVEYED BY, DATE *Bice Associates, Inc. (757) 306-4260*
DESIGN BY *HDR Engineering, Inc.*
SUBSURFACE UTILITY BY, DATE *N/A*

CROSS SECTIONS

SCALE 1 IN. = 10 FT

DESIGN FEATURES RELATING TO CONSTRUCTION
OR TO REGULATION AND CONTROL OF TRAFFIC
MAY BE SUBJECT TO CHANGE AS DEEMED
NECESSARY BY THE DEPARTMENT

REVISED	STATE	ROUTE	STATE	PROJECT	SHEET NO.
	VA.	64		0064-121-XXX, P101	X45



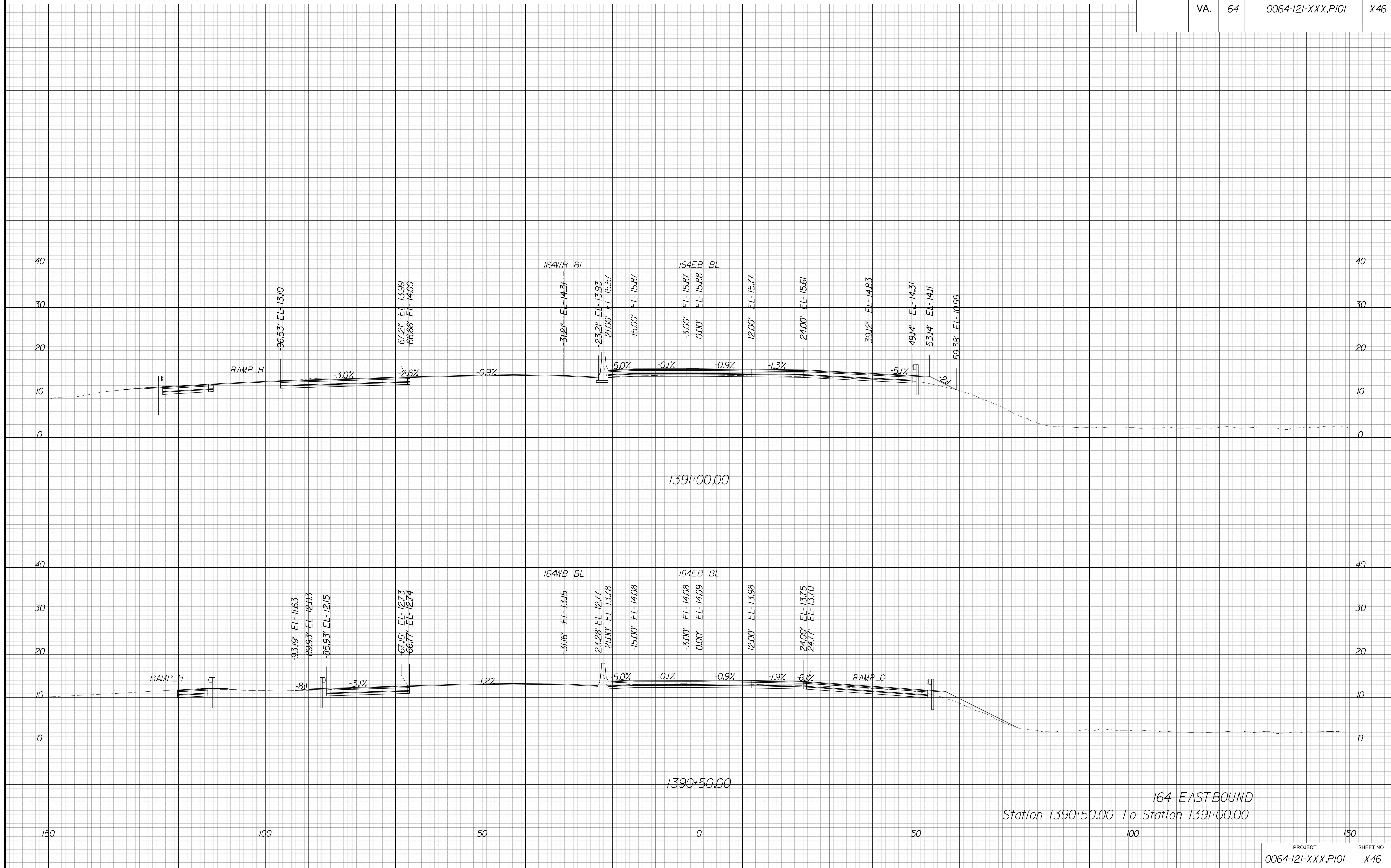
PROJECT MANAGER: *Edo Foley, P.E. (757) 222-1500*
SURVEYED BY: *DATE Bice Associates, Inc. (757) 306-4260*
DESIGN BY: *HDR Engineering, Inc.*
SUBSURFACE UTILITY BY: *DATE N/A*

CROSS SECTIONS

SCALE 1 IN. = 10 FT

DESIGN FEATURES RELATING TO CONSTRUCTION OR TO REGULATION AND CONTROL OF TRAFFIC MAY BE SUBJECT TO CHANGE AS DEEMED NECESSARY BY THE DEPARTMENT

REVISED	STATE	ROUTE	STATE	PROJECT	SHEET NO.
	VA.	64		0064-121-XXX, P101	X46



164 EASTBOUND
Station 1390+50.00 To Station 1391+00.00

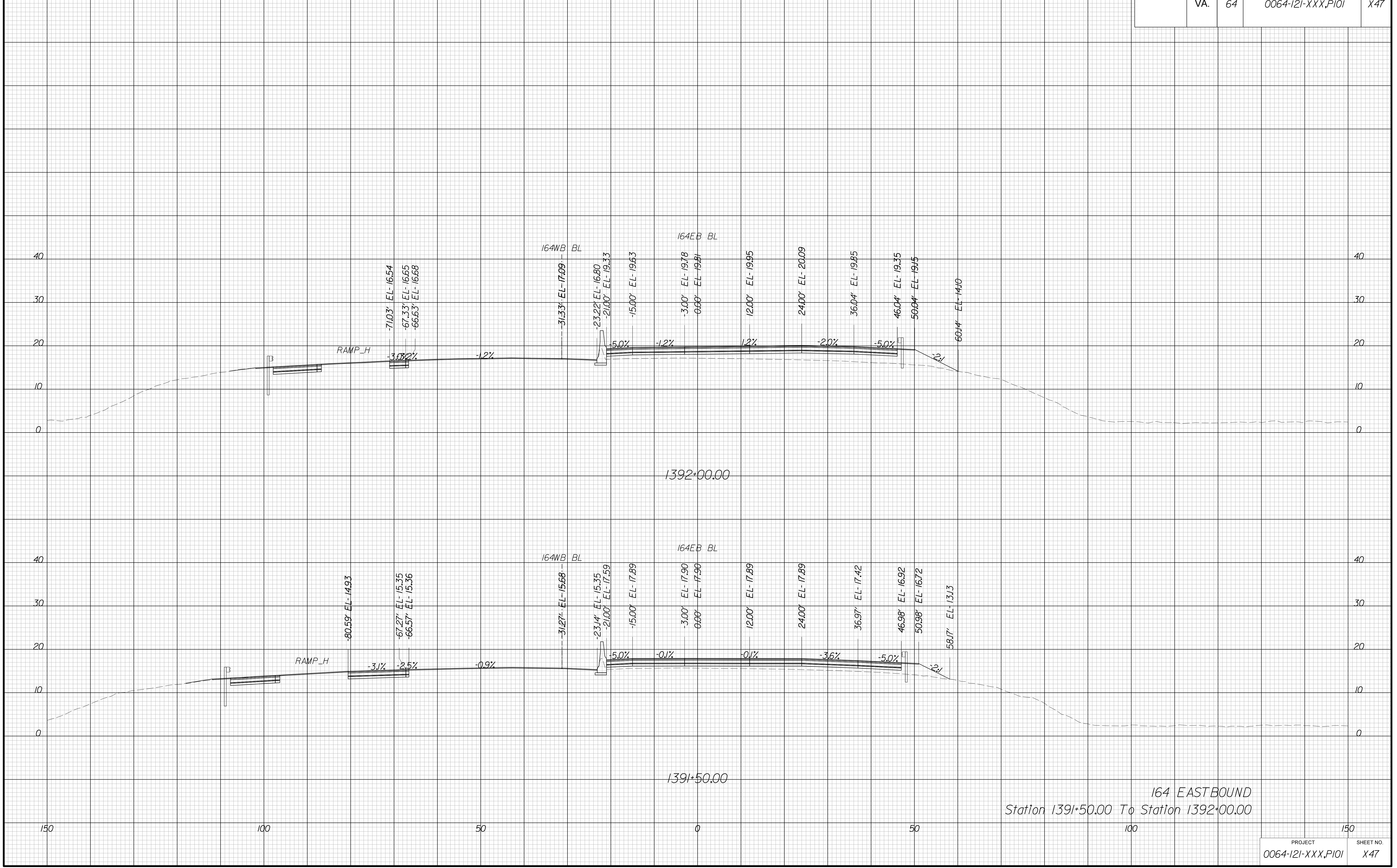
PROJECT MANAGER: *Edo Foley, P.E. (757) 222-1500*
SURVEYED BY: *DATE Bice Associates, Inc. (757) 306-4260*
DESIGN BY: *HDR Engineering, Inc.*
SUBSURFACE UTILITY BY: *DATE N/A*

CROSS SECTIONS

SCALE 1 IN. = 10 FT

DESIGN FEATURES RELATING TO CONSTRUCTION OR TO REGULATION AND CONTROL OF TRAFFIC MAY BE SUBJECT TO CHANGE AS DEEMED NECESSARY BY THE DEPARTMENT

REVISED	STATE	ROUTE	STATE	PROJECT	SHEET NO.
	VA.	64		0064-121-XXX, P101	X47



164 EASTBOUND
Station 1391+50.00 To Station 1392+00.00

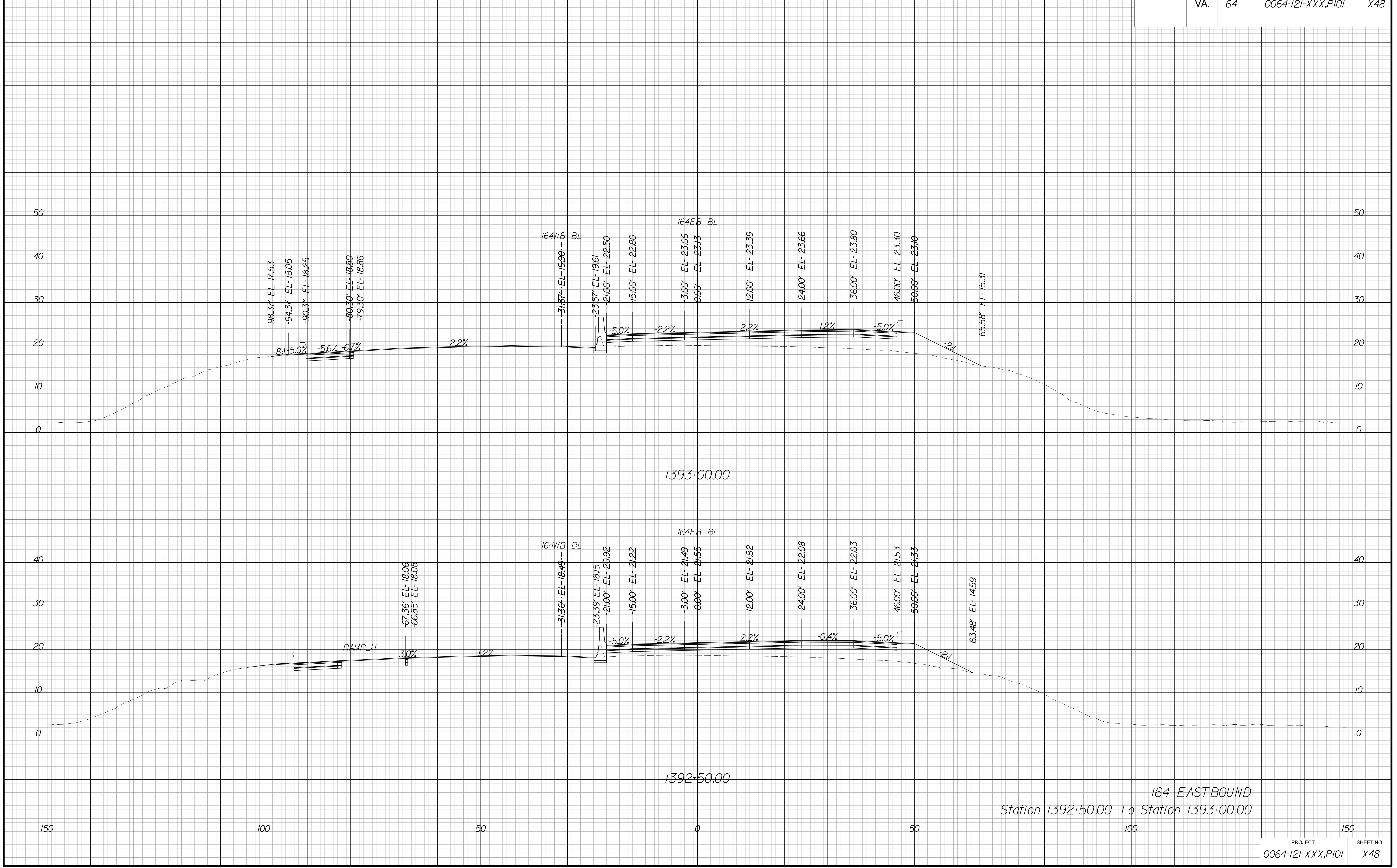
PROJECT MANAGER *Edo Foley, P.E. (757) 222-1500*
SURVEYED BY, DATE *Bice Associates, Inc. (757) 306-4260*
DESIGN BY *HDR Engineering, Inc.*
SUBSURFACE UTILITY BY, DATE *N/A*

CROSS SECTIONS

SCALE 1 IN. = 10 FT

DESIGN FEATURES RELATING TO CONSTRUCTION OR TO REGULATION AND CONTROL OF TRAFFIC MAY BE SUBJECT TO CHANGE AS DEEMED NECESSARY BY THE DEPARTMENT

REVISED	STATE	ROUTE	STATE	PROJECT	SHEET NO.
	VA.	64		0064-121-XXX, P101	X48



164 EASTBOUND
Station 1392+50.00 To Station 1393+00.00

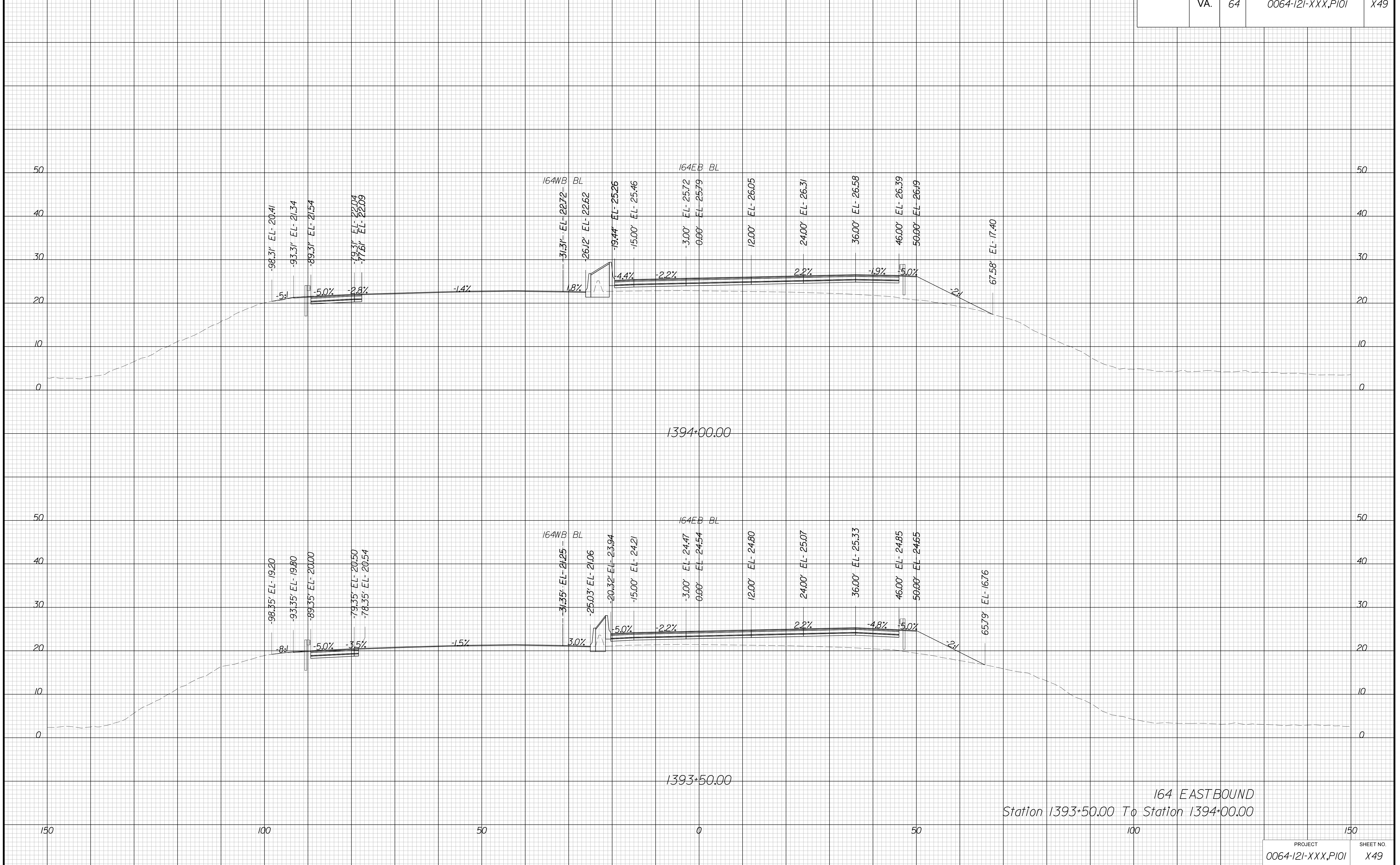
PROJECT MANAGER: *Edo Foley, P.E. (757) 222-1500*
SURVEYED BY: *DATE Bice Associates, Inc. (757) 306-4260*
DESIGN BY: *HDR Engineering, Inc.*
SUBSURFACE UTILITY BY: *DATE N/A*

CROSS SECTIONS

SCALE 1 IN. = 10 FT

DESIGN FEATURES RELATING TO CONSTRUCTION OR TO REGULATION AND CONTROL OF TRAFFIC MAY BE SUBJECT TO CHANGE AS DEEMED NECESSARY BY THE DEPARTMENT

REVISED	STATE	ROUTE	STATE	PROJECT	SHEET NO.
	VA.	64		0064-121-XXX, P101	X49



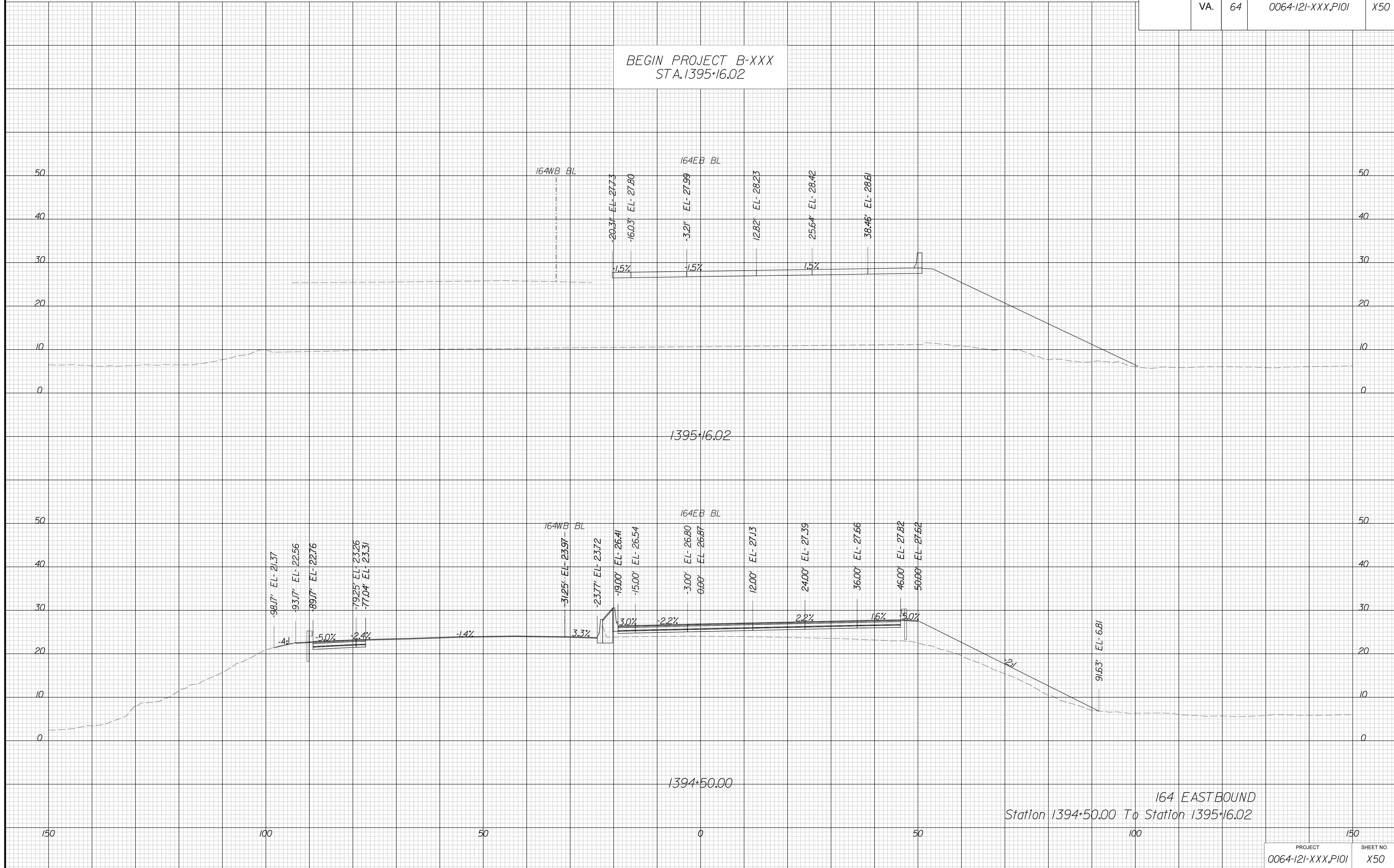
PROJECT MANAGER *Edo Foley, P.E. (757) 222-1500*
 SURVEYED BY, DATE *Bice Associates, Inc. (757) 306-4260*
 DESIGN BY *HDR Engineering, Inc.*
 SUBSURFACE UTILITY BY, DATE *N/A*

CROSS SECTIONS

SCALE 1 IN. = 10 FT

DESIGN FEATURES RELATING TO CONSTRUCTION
 OR TO REGULATION AND CONTROL OF TRAFFIC
 MAY BE SUBJECT TO CHANGE AS DEEMED
 NECESSARY BY THE DEPARTMENT

REVISED	STATE	ROUTE	STATE	PROJECT	SHEET NO.
	VA.	64		0064-121-XXX, P101	X50



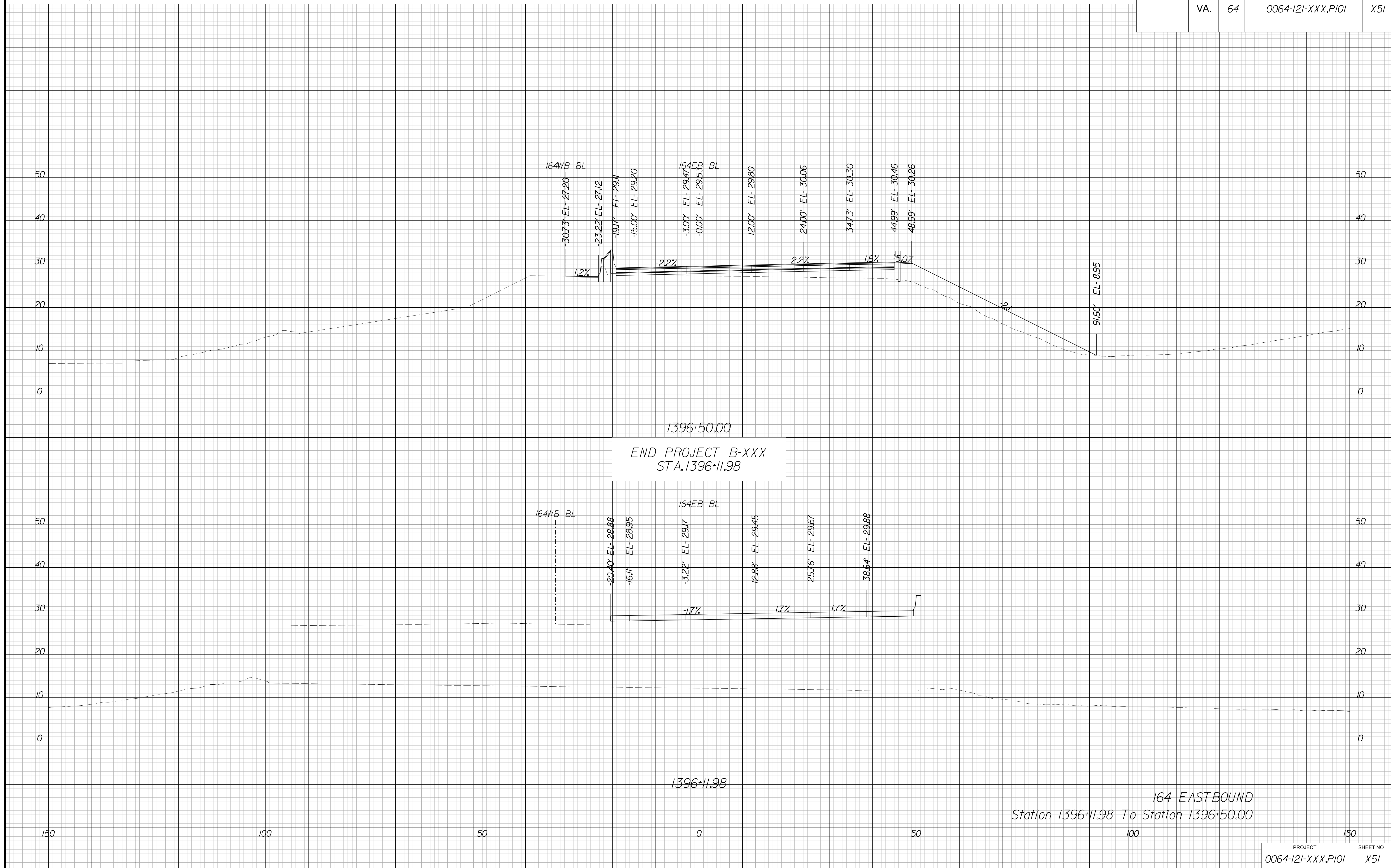
PROJECT MANAGER: E. J. Foley, P.E. (757) 222-1500
 SURVEYED BY: DATE Bice Associates, Inc. (757) 306-4260
 DESIGN BY: HDR Engineering, Inc.
 SUBSURFACE UTILITY BY: DATE N/A

CROSS SECTIONS

SCALE 1 IN. = 10 FT

DESIGN FEATURES RELATING TO CONSTRUCTION OR TO REGULATION AND CONTROL OF TRAFFIC MAY BE SUBJECT TO CHANGE AS DEEMED NECESSARY BY THE DEPARTMENT

REVISED	STATE	STATE		SHEET NO.
	ROUTE	PROJECT		
	VA.	64	0064-121-XXX, P101	X51



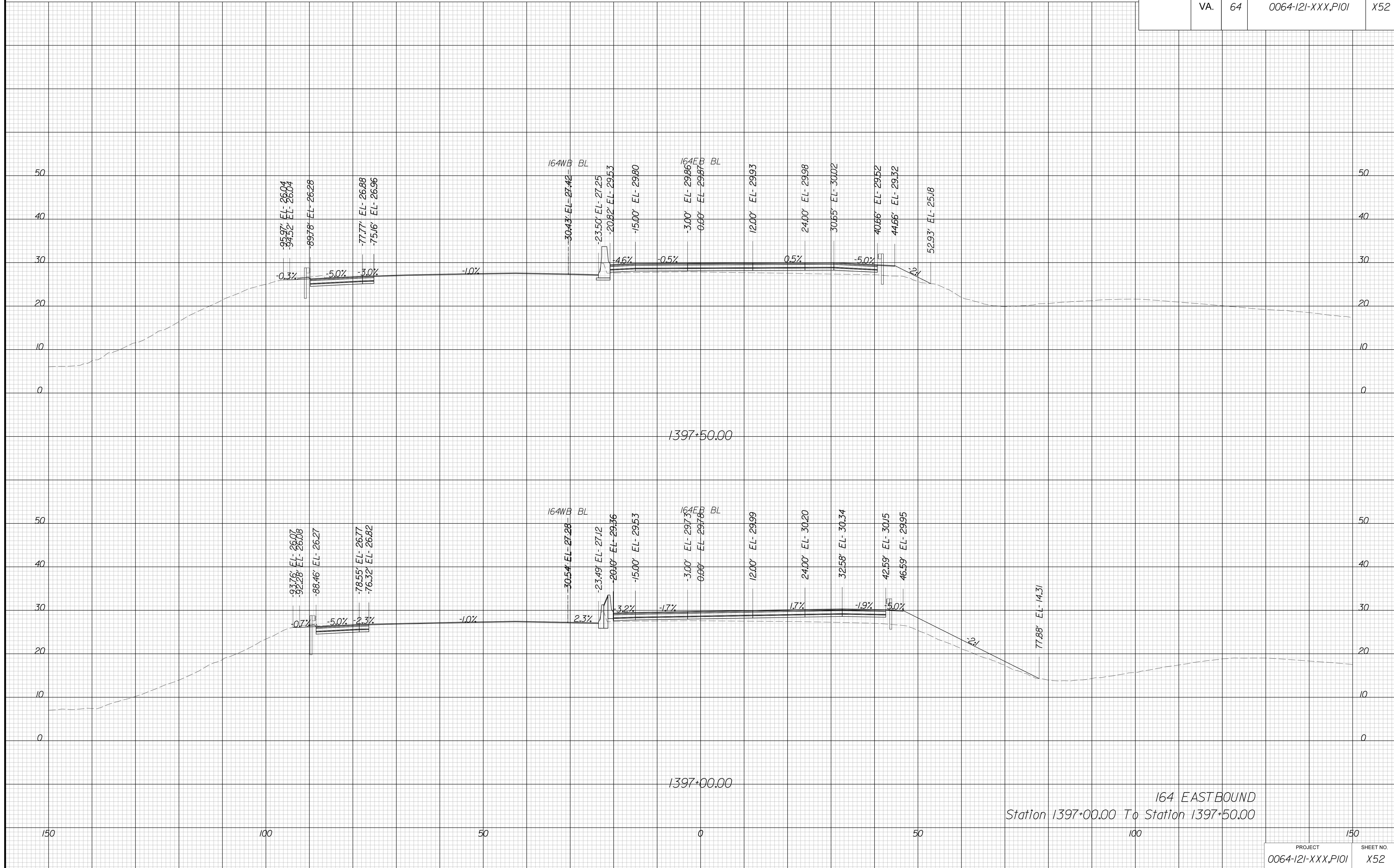
PROJECT MANAGER: *Edo Foley, P.E. (757) 222-1500*
SURVEYED BY: *DATE Bice Associates, Inc. (757) 306-4260*
DESIGN BY: *HDR Engineering, Inc.*
SUBSURFACE UTILITY BY: *DATE N/A*

CROSS SECTIONS

SCALE 1 IN. = 10 FT

DESIGN FEATURES RELATING TO CONSTRUCTION
OR TO REGULATION AND CONTROL OF TRAFFIC
MAY BE SUBJECT TO CHANGE AS DEEMED
NECESSARY BY THE DEPARTMENT

REVISED	STATE	ROUTE	STATE	PROJECT	SHEET NO.
	VA.	64		0064-121-XXX, P101	X52



164 EASTBOUND
Station 1397+00.00 To Station 1397+50.00

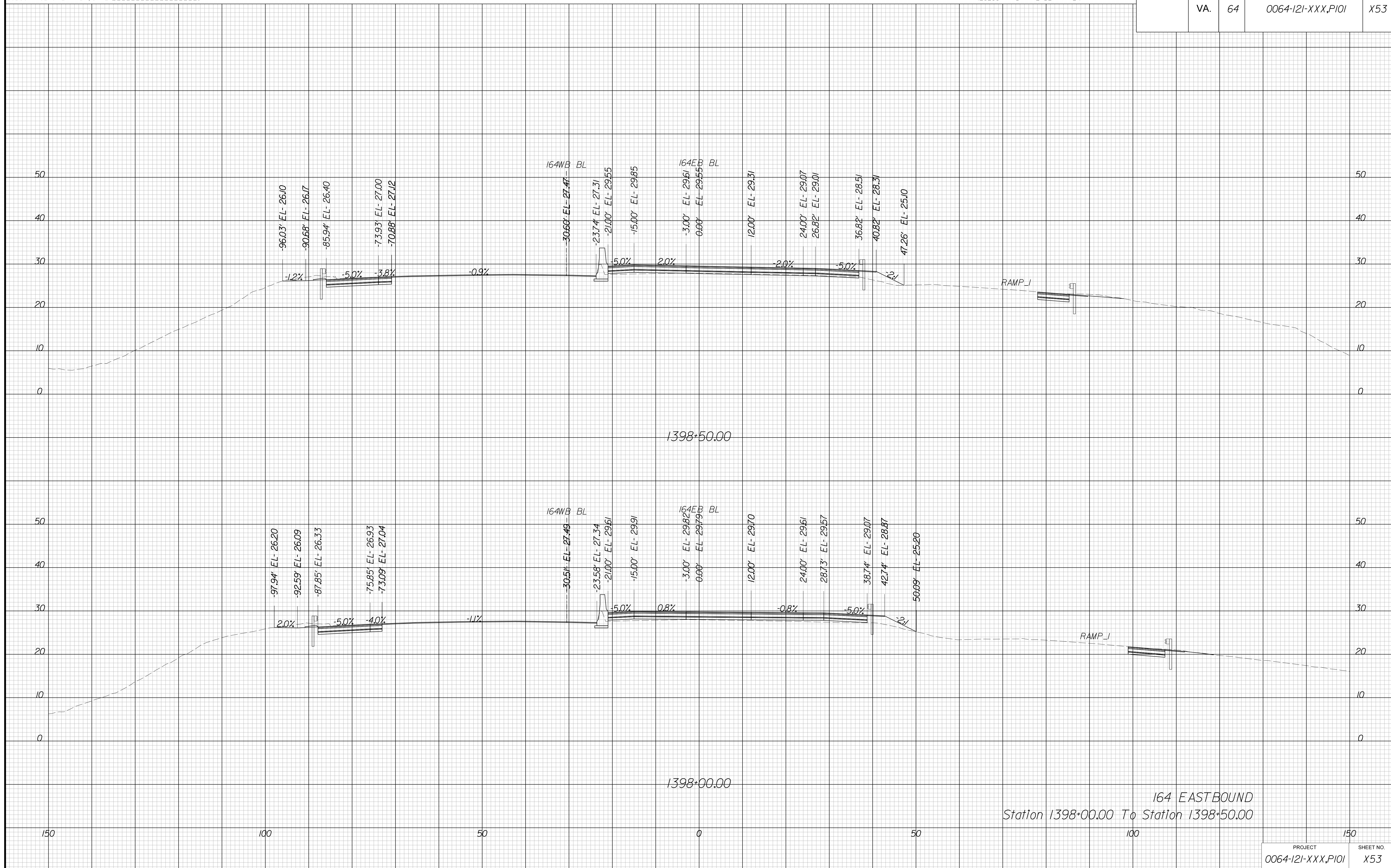
PROJECT MANAGER: *Edo Foley, P.E. (757) 222-1500*
SURVEYED BY: *DATE Bice Associates, Inc. (757) 306-4260*
DESIGN BY: *HDR Engineering, Inc.*
SUBSURFACE UTILITY BY: *DATE N/A*

CROSS SECTIONS

SCALE 1 IN. = 10 FT

DESIGN FEATURES RELATING TO CONSTRUCTION
OR TO REGULATION AND CONTROL OF TRAFFIC
MAY BE SUBJECT TO CHANGE AS DEEMED
NECESSARY BY THE DEPARTMENT

REVISED	STATE	ROUTE	STATE	PROJECT	SHEET NO.
	VA.	64		0064-121-XXX, P101	X53



164 EASTBOUND
Station 1398+00.00 To Station 1398+50.00

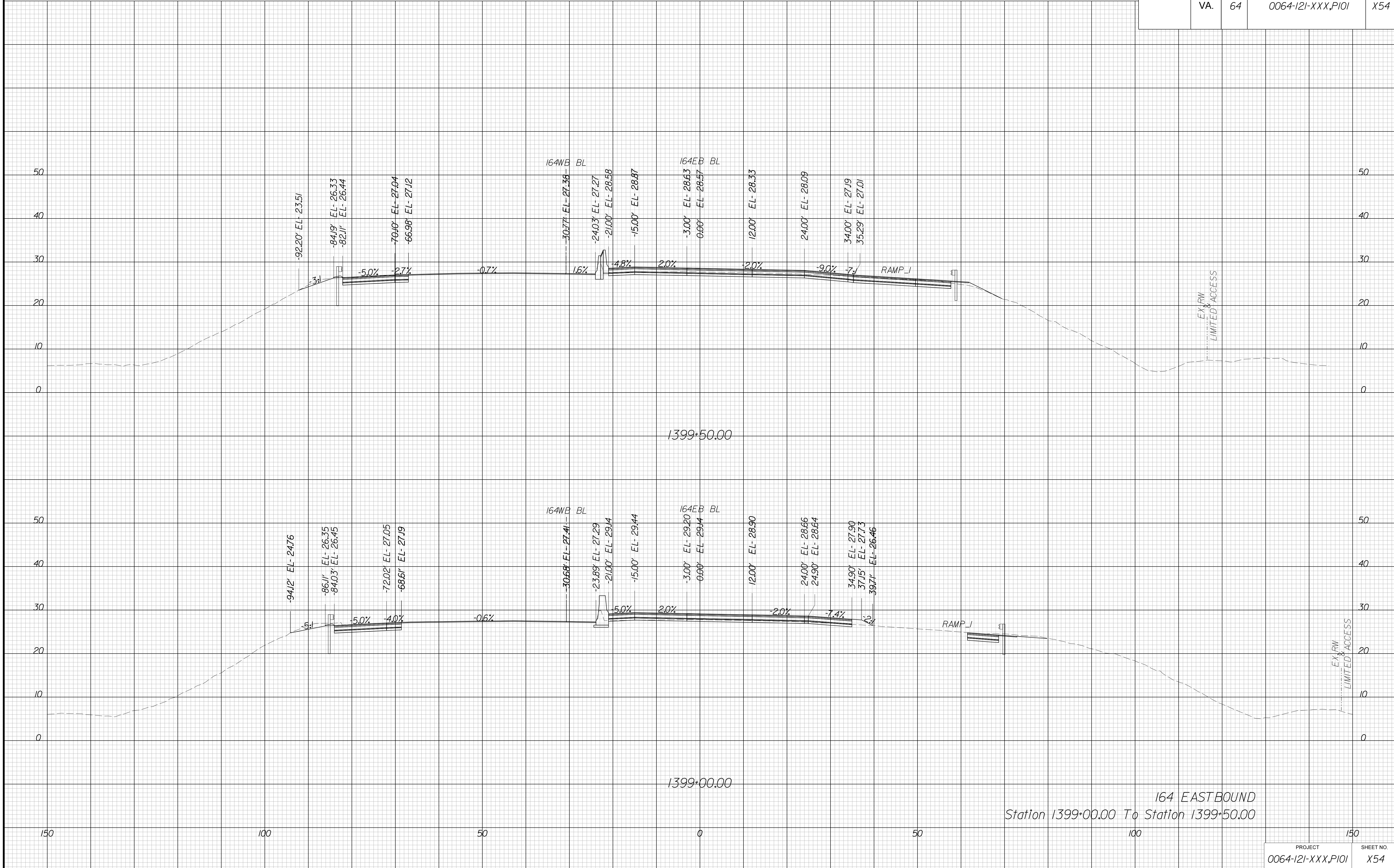
PROJECT MANAGER: *Edo Foley, P.E. (757) 222-1500*
SURVEYED BY: *DATE Bice Associates, Inc. (757) 306-4260*
DESIGN BY: *HDR Engineering, Inc.*
SUBSURFACE UTILITY BY: *DATE N/A*

CROSS SECTIONS

SCALE 1 IN. = 10 FT

DESIGN FEATURES RELATING TO CONSTRUCTION OR TO REGULATION AND CONTROL OF TRAFFIC MAY BE SUBJECT TO CHANGE AS DEEMED NECESSARY BY THE DEPARTMENT

REVISED	STATE	ROUTE	STATE	PROJECT	SHEET NO.
	VA.	64		0064-121-XXX, P101	X54



164 EASTBOUND
Station 1399+00.00 To Station 1399+50.00

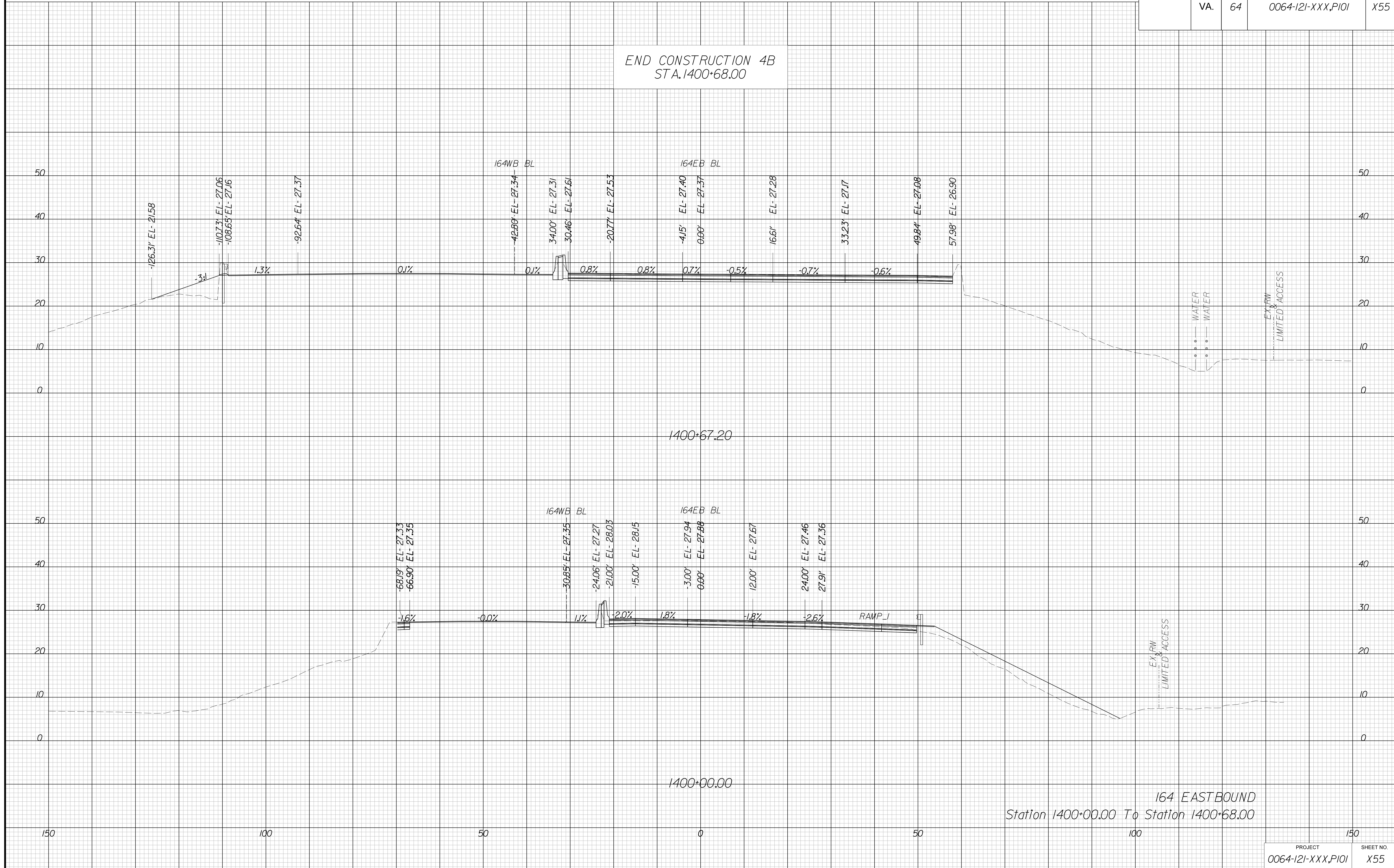
PROJECT MANAGER *Edo Foley, P.E. (757) 222-1500*
SURVEYED BY, DATE *Bice Associates, Inc. (757) 306-4260*
DESIGN BY *HDR Engineering, Inc.*
SUBSURFACE UTILITY BY, DATE *N/A*

CROSS SECTIONS

SCALE 1 IN. = 10 FT

DESIGN FEATURES RELATING TO CONSTRUCTION
OR TO REGULATION AND CONTROL OF TRAFFIC
MAY BE SUBJECT TO CHANGE AS DEEMED
NECESSARY BY THE DEPARTMENT

REVISED	STATE	ROUTE	STATE	PROJECT	SHEET NO.
	VA.	64		0064-121-XXX, P101	X55



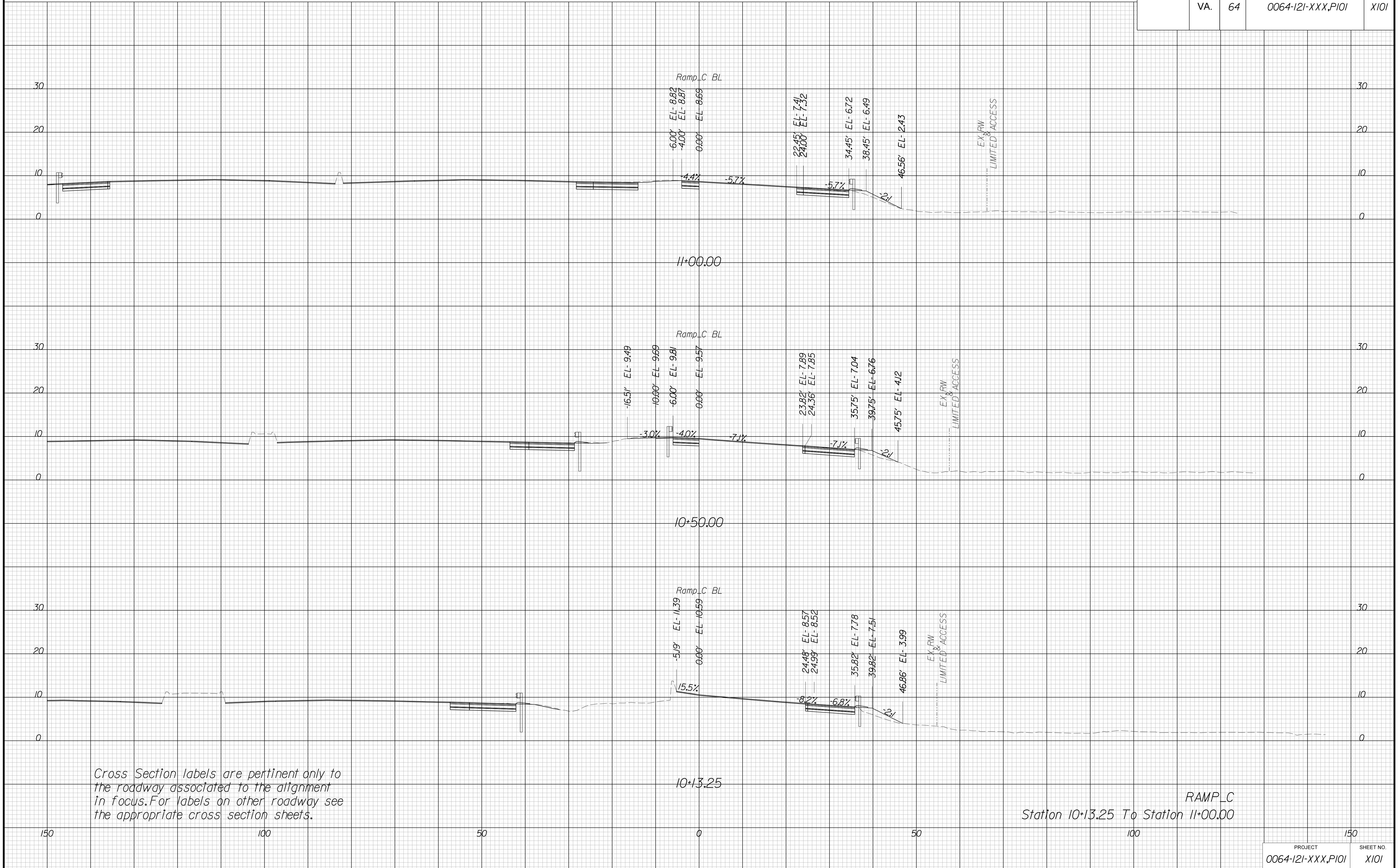
PROJECT MANAGER: *Edo Foley, P.E. (757) 222-1500*
SURVEYED BY: *DATE Bice Associates, Inc. (757) 306-4260*
DESIGN BY: *HDR Engineering, Inc.*
SUBSURFACE UTILITY BY: *DATE N/A*

CROSS SECTIONS

SCALE 1 IN. = 10 FT

DESIGN FEATURES RELATING TO CONSTRUCTION OR TO REGULATION AND CONTROL OF TRAFFIC MAY BE SUBJECT TO CHANGE AS DEEMED NECESSARY BY THE DEPARTMENT

REVISED	STATE	ROUTE	STATE	PROJECT	SHEET NO.
	VA.	64		0064-121-XXX, P101	X101



Cross Section labels are pertinent only to the roadway associated to the alignment in focus. For labels on other roadway see the appropriate cross section sheets.

RAMP_C
Station 10+13.25 To Station 11+00.00


PROJECT MANAGER *Edo Foley, P.E. (757) 222-1500*
SURVEYED BY, DATE *Bice Associates, Inc. (757) 306-4260*
DESIGN BY *HDR Engineering, Inc.*
SUBSURFACE UTILITY BY, DATE *N/A*

CROSS SECTIONS

SCALE 1 IN. = 10 FT

DESIGN FEATURES RELATING TO CONSTRUCTION
OR TO REGULATION AND CONTROL OF TRAFFIC
MAY BE SUBJECT TO CHANGE AS DEEMED
NECESSARY BY THE DEPARTMENT

REVISED	STATE	ROUTE	STATE	PROJECT	SHEET NO.
	VA.	64		0064-121-XXX, P101	X102



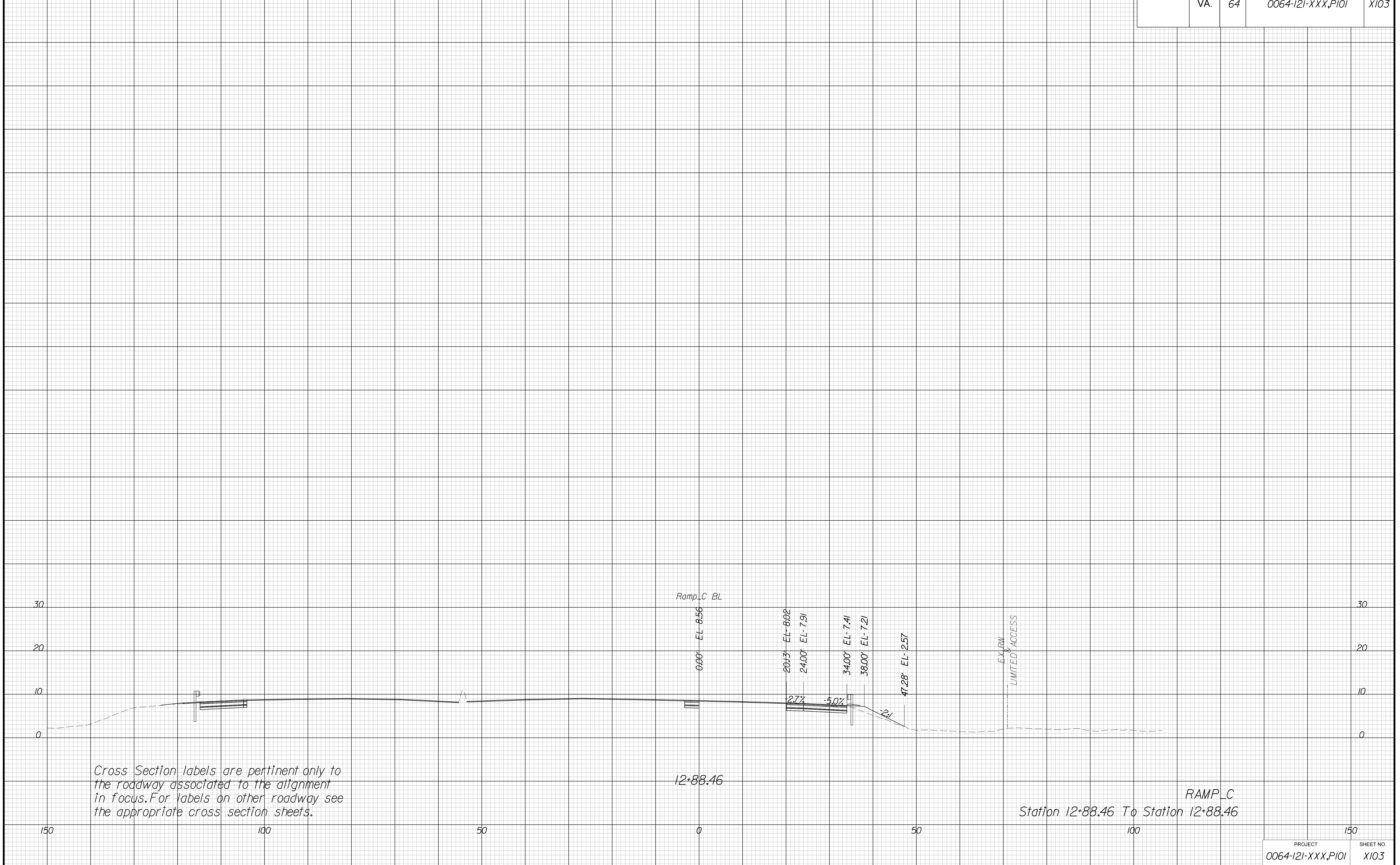
PROJECT MANAGER *Edo Foley, P.E. (757) 222-1500*
SURVEYED BY, DATE *Bice Associates, Inc. (757) 306-4260*
DESIGN BY *HDR Engineering, Inc.*
SUBSURFACE UTILITY BY, DATE *N/A*

CROSS SECTIONS

SCALE 1 IN. = 10 FT

DESIGN FEATURES RELATING TO CONSTRUCTION
OR TO REGULATION AND CONTROL OF TRAFFIC
MAY BE SUBJECT TO CHANGE AS DEEMED
NECESSARY BY THE DEPARTMENT

REVISED	STATE	STATE		SHEET NO.
	ROUTE	PROJECT		
	VA.	64	0064-121-XXX, P101	X103



Cross Section labels are pertinent only to the roadway associated to the alignment in focus. For labels on other roadway see the appropriate cross section sheets.

12+88.46

RAMP_C
Station 12+88.46 To Station 12+88.46


PROJECT MANAGER *Elio Foley, P.E. (757) 222-1500*
SURVEYED BY, DATE *Bice Associates, Inc. (757) 306-4260*
DESIGN BY *HDR Engineering, Inc.*
SUBSURFACE UTILITY BY, DATE *N/A*

CROSS SECTIONS

SCALE 1 IN. = 10 FT

DESIGN FEATURES RELATING TO CONSTRUCTION
OR TO REGULATION AND CONTROL OF TRAFFIC
MAY BE SUBJECT TO CHANGE AS DEEMED
NECESSARY BY THE DEPARTMENT

REVISED	STATE	ROUTE	STATE	PROJECT	SHEET NO.
	VA.	64		0064-121-XXX, P101	X105



Cross Section labels are pertinent only to the roadway associated to the alignment in focus. For labels on other roadway see the appropriate cross section sheets.

*RAMP_D
Station 10+56.95 To Station 11+50.00*


PROJECT MANAGER *Edo Foley, P.E. (757) 222-1500*
SURVEYED BY, DATE *Bice Associates, Inc. (757) 306-4260*
DESIGN BY *HDR Engineering, Inc.*
SUBSURFACE UTILITY BY, DATE *N/A*

CROSS SECTIONS

SCALE 1 IN. = 10 FT

DESIGN FEATURES RELATING TO CONSTRUCTION
OR TO REGULATION AND CONTROL OF TRAFFIC
MAY BE SUBJECT TO CHANGE AS DEEMED
NECESSARY BY THE DEPARTMENT

REVISED	STATE	ROUTE	PROJECT	SHEET NO.
	VA.	64	0064-121-XXX, P101	X106



Cross Section labels are pertinent only to the roadway associated to the alignment in focus. For labels on other roadway see the appropriate cross section sheets.

*RAMP_D
Station 12+00.00 To Station 13+00.00*

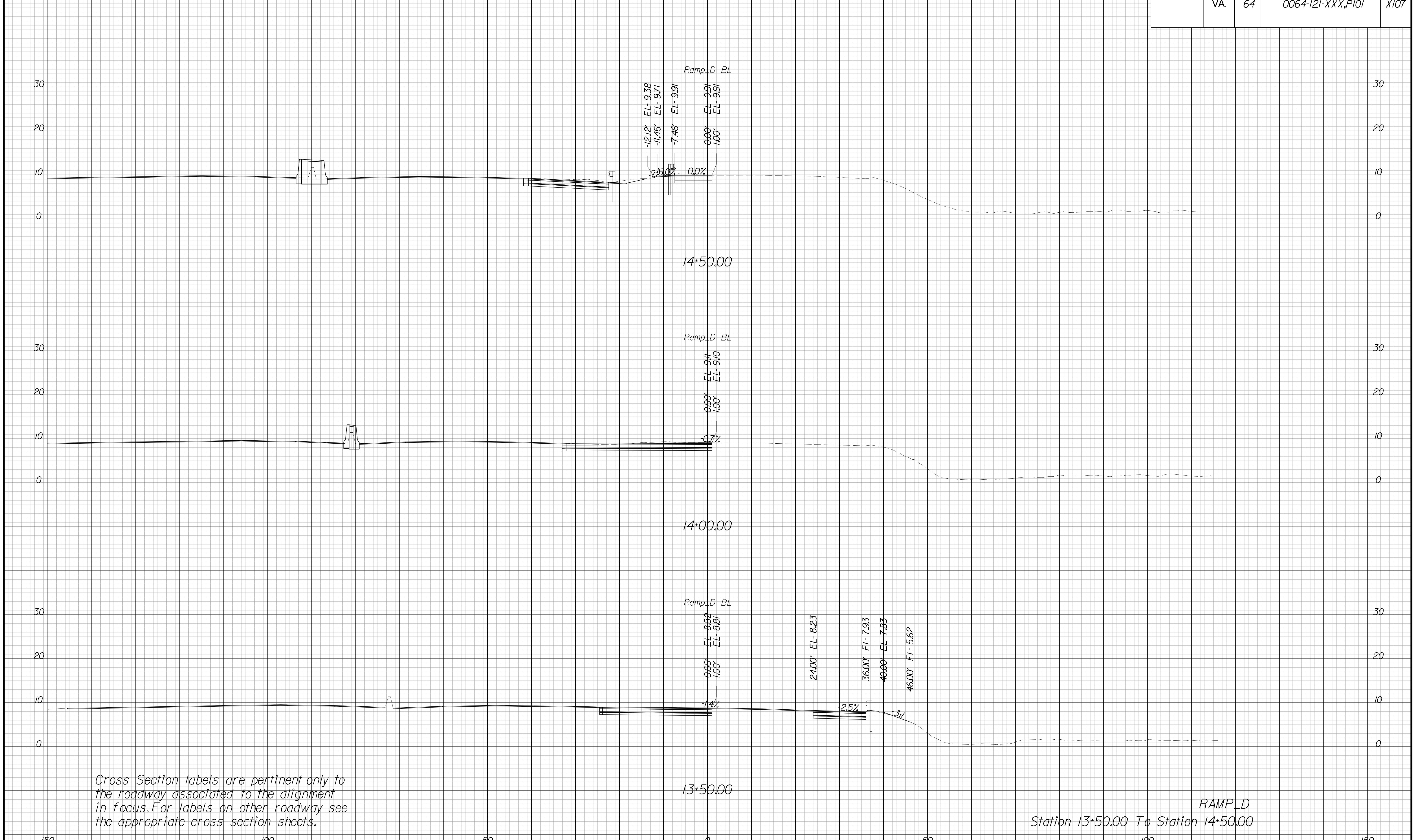
PROJECT MANAGER *Elio Foley, P.E. (757) 222-1500*
SURVEYED BY, DATE *Bice Associates, Inc. (757) 306-4260*
DESIGN BY *HDR Engineering, Inc.*
SUBSURFACE UTILITY BY, DATE *N/A*

CROSS SECTIONS

SCALE 1 IN. = 10 FT

DESIGN FEATURES RELATING TO CONSTRUCTION OR TO REGULATION AND CONTROL OF TRAFFIC MAY BE SUBJECT TO CHANGE AS DEEMED NECESSARY BY THE DEPARTMENT

REVISED	STATE	ROUTE	STATE	PROJECT	SHEET NO.
	VA.	64		0064-121-XXX, P101	X107



Cross Section labels are pertinent only to the roadway associated to the alignment in focus. For labels on other roadway see the appropriate cross section sheets.

*RAMP_D
Station 13+50.00 To Station 14+50.00*


PROJECT MANAGER *Elio Foley, P.E. (757) 222-1500*
SURVEYED BY, DATE *Bice Associates, Inc. (757) 306-4260*
DESIGN BY *HDR Engineering, Inc.*
SUBSURFACE UTILITY BY, DATE *N/A*

CROSS SECTIONS

SCALE 1 IN. = 10 FT

DESIGN FEATURES RELATING TO CONSTRUCTION
OR TO REGULATION AND CONTROL OF TRAFFIC
MAY BE SUBJECT TO CHANGE AS DEEMED
NECESSARY BY THE DEPARTMENT

REVISED	STATE	ROUTE	STATE	PROJECT	SHEET NO.
	VA.	64		0064-121-XXX, P101	X108



Cross Section labels are pertinent only to the roadway associated to the alignment in focus. For labels on other roadway see the appropriate cross section sheets.

*RAMP_D
Station 15+00.00 To Station 16+00.00*

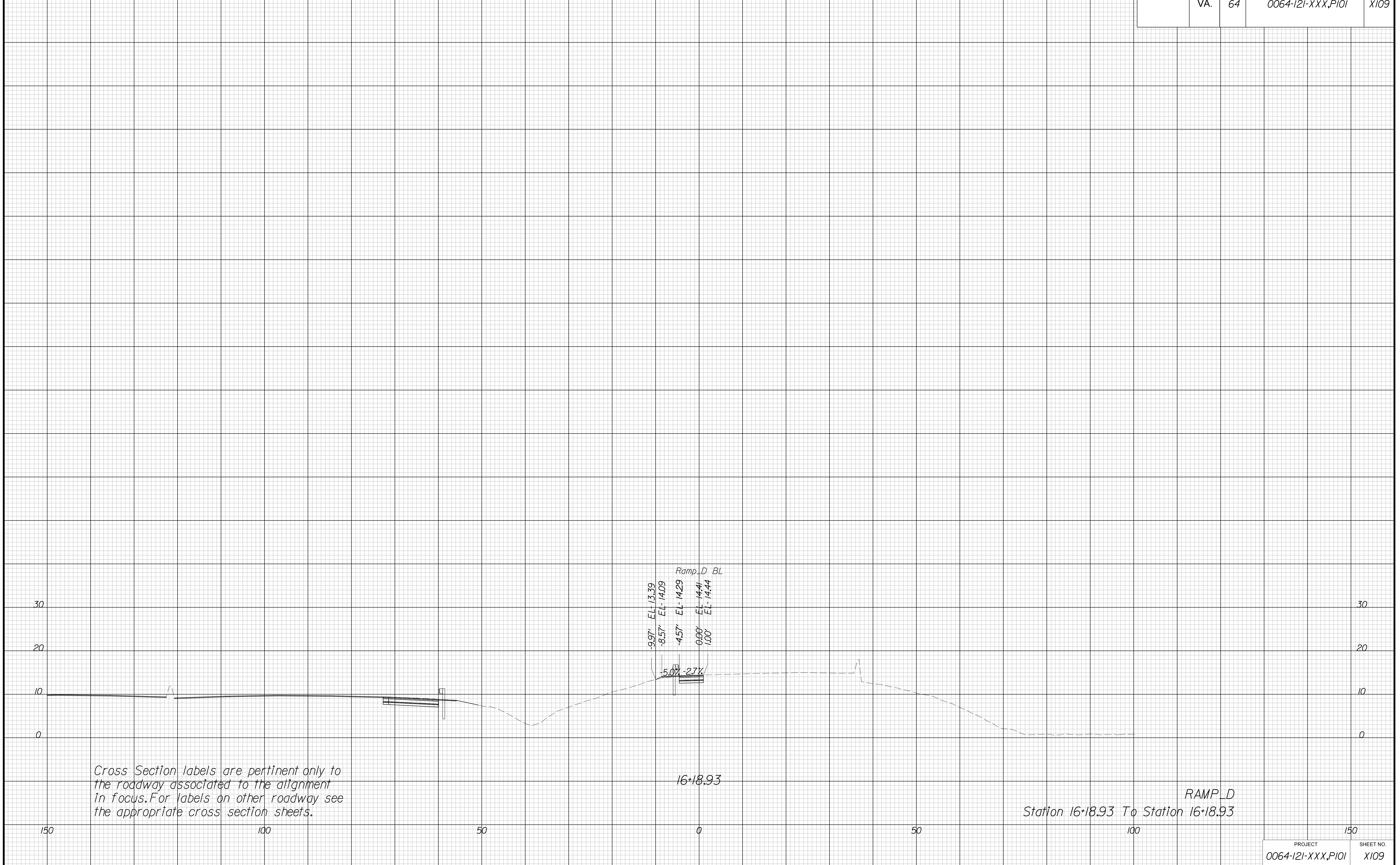
PROJECT MANAGER *Edo Foley, P.E. (757) 222-1500*
SURVEYED BY, DATE *Bice Associates, Inc. (757) 306-4260*
DESIGN BY *HDR Engineering, Inc.*
SUBSURFACE UTILITY BY, DATE *N/A*

CROSS SECTIONS

SCALE 1 IN. = 10 FT

DESIGN FEATURES RELATING TO CONSTRUCTION
OR TO REGULATION AND CONTROL OF TRAFFIC
MAY BE SUBJECT TO CHANGE AS DEEMED
NECESSARY BY THE DEPARTMENT

REVISED	STATE	STATE		SHEET NO.
	ROUTE	PROJECT		
	VA.	64	0064-121-XXX, P101	X109



Cross Section labels are pertinent only to the roadway associated to the alignment in focus. For labels on other roadway see the appropriate cross section sheets.

*RAMP_D
Station 16+18.93 To Station 16+18.93*


PROJECT MANAGER *E. J. Foley, P.E. (751) 222-1500*
SURVEYED BY, DATE *XXX*
DESIGN BY *HDR Engineering, Inc.*
SUBSURFACE UTILITY BY, DATE *N/A*

CROSS SECTIONS

SCALE 1 IN. = 10 FT

DESIGN FEATURES RELATING TO CONSTRUCTION OR TO REGULATION AND CONTROL OF TRAFFIC MAY BE SUBJECT TO CHANGE AS DEEMED NECESSARY BY THE DEPARTMENT

REVISED	STATE	ROUTE	STATE	PROJECT	SHEET NO.
	VA.	64		0064-121-XXX, P101	X110



Cross Section labels are pertinent only to the roadway associated to the alignment in focus. For labels on other roadway see the appropriate cross section sheets.

*RAMP_E
Station 10+56.94 To Station 11+50.00*

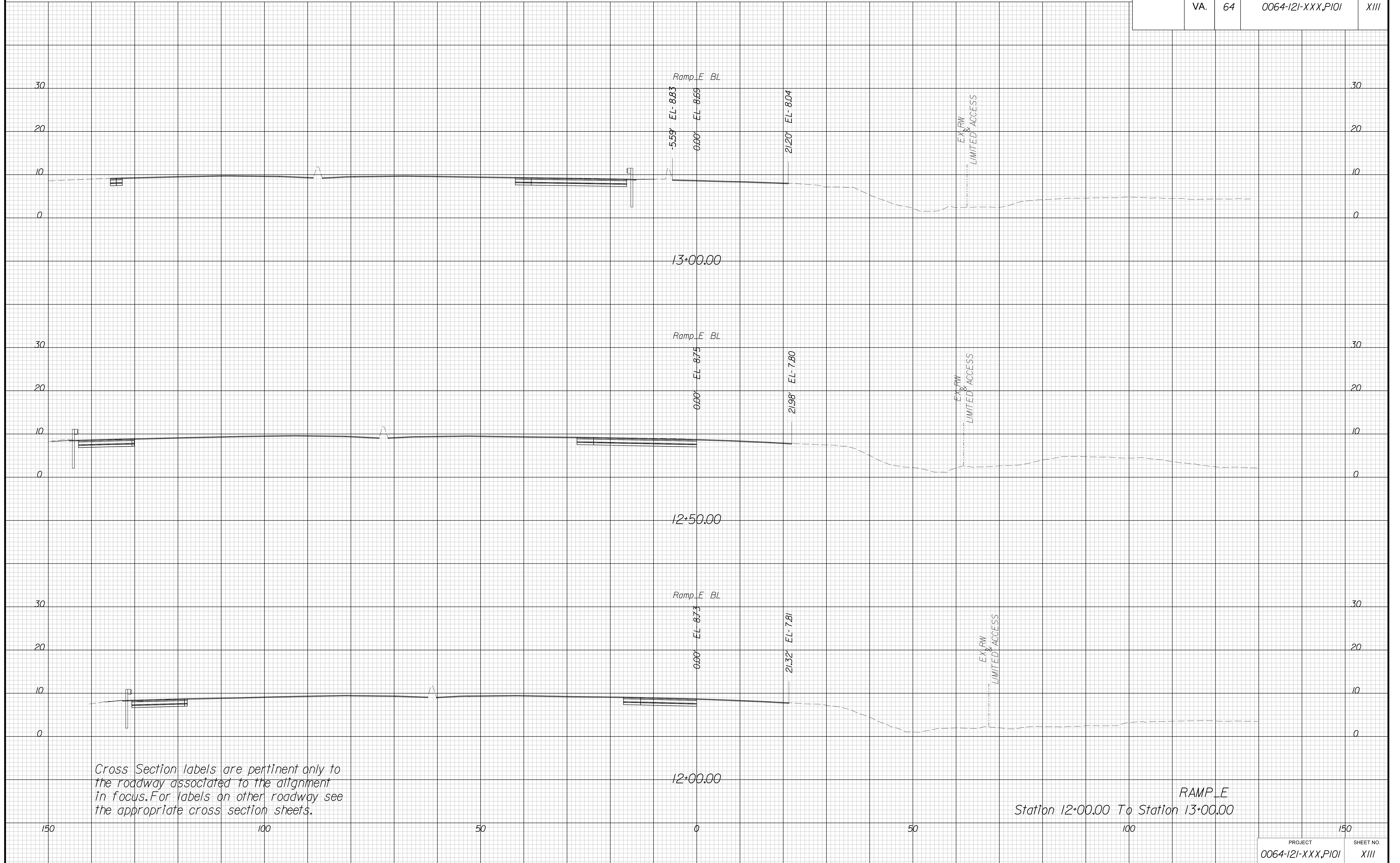
PROJECT MANAGER *Elio Foley, P.E. (751) 222-1500*
SURVEYED BY, DATE *XXX*
DESIGN BY *HDR Engineering, Inc.*
SUBSURFACE UTILITY BY, DATE *N/A*

CROSS SECTIONS

SCALE 1 IN. = 10 FT

DESIGN FEATURES RELATING TO CONSTRUCTION
OR TO REGULATION AND CONTROL OF TRAFFIC
MAY BE SUBJECT TO CHANGE AS DEEMED
NECESSARY BY THE DEPARTMENT

REVISED	STATE	ROUTE	STATE	PROJECT	SHEET NO.
	VA.	64		0064-121-XXX, P101	XIII



Cross Section labels are pertinent only to the roadway associated to the alignment in focus. For labels on other roadway see the appropriate cross section sheets.

*RAMP_E
Station 12+00.00 To Station 13+00.00*

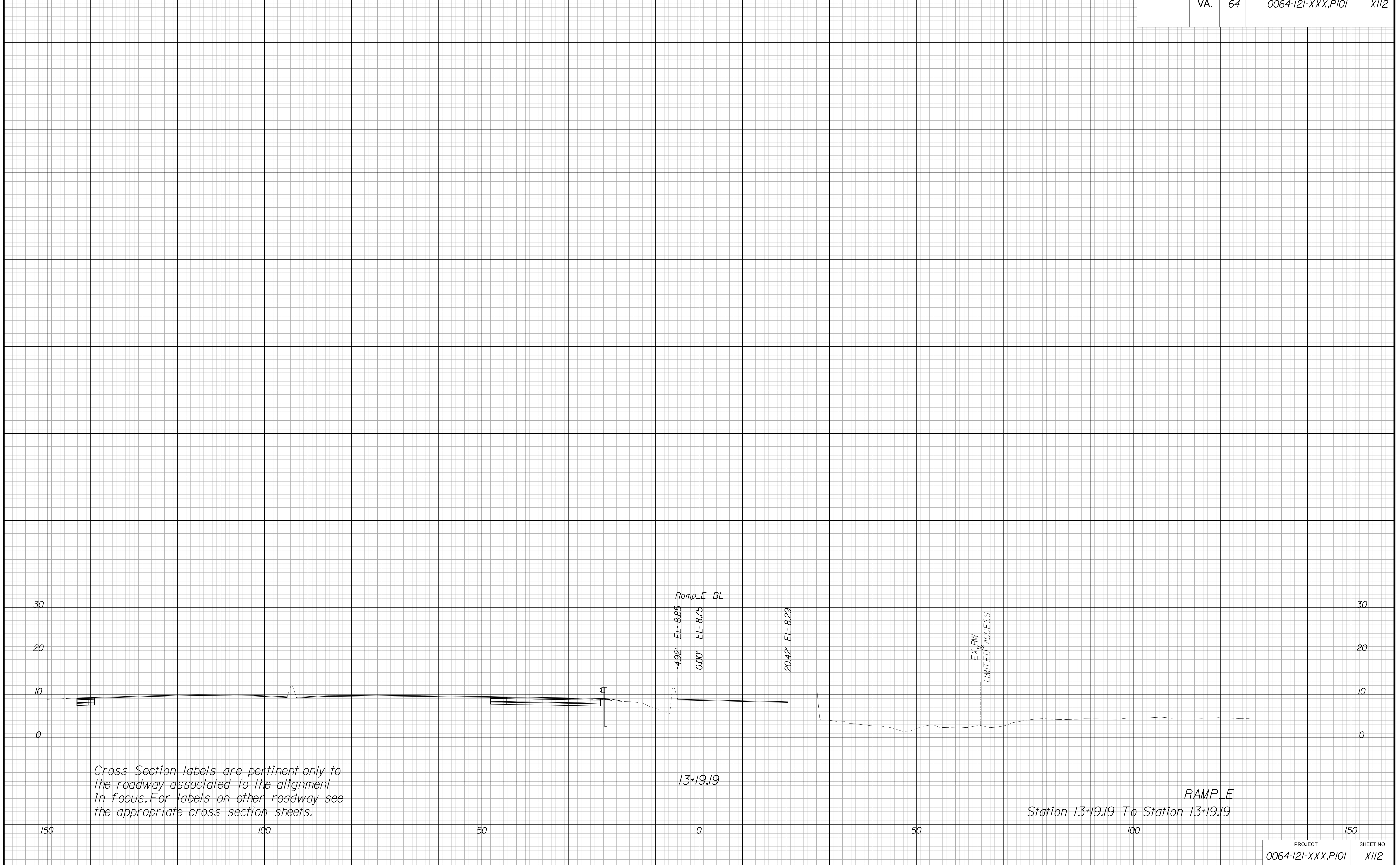
PROJECT MANAGER *Edo Foley, P.E. (757) 222-1500*
SURVEYED BY, DATE *Bice Associates, Inc. (757) 306-4260*
DESIGN BY *HDR Engineering, Inc.*
SUBSURFACE UTILITY BY, DATE *N/A*

CROSS SECTIONS

SCALE 1 IN. = 10 FT

DESIGN FEATURES RELATING TO CONSTRUCTION
OR TO REGULATION AND CONTROL OF TRAFFIC
MAY BE SUBJECT TO CHANGE AS DEEMED
NECESSARY BY THE DEPARTMENT

REVISED	STATE	ROUTE	STATE PROJECT	SHEET NO.
	VA.	64	0064-121-XXX, P101	X112



Cross Section labels are pertinent only to the roadway associated to the alignment in focus. For labels on other roadway see the appropriate cross section sheets.

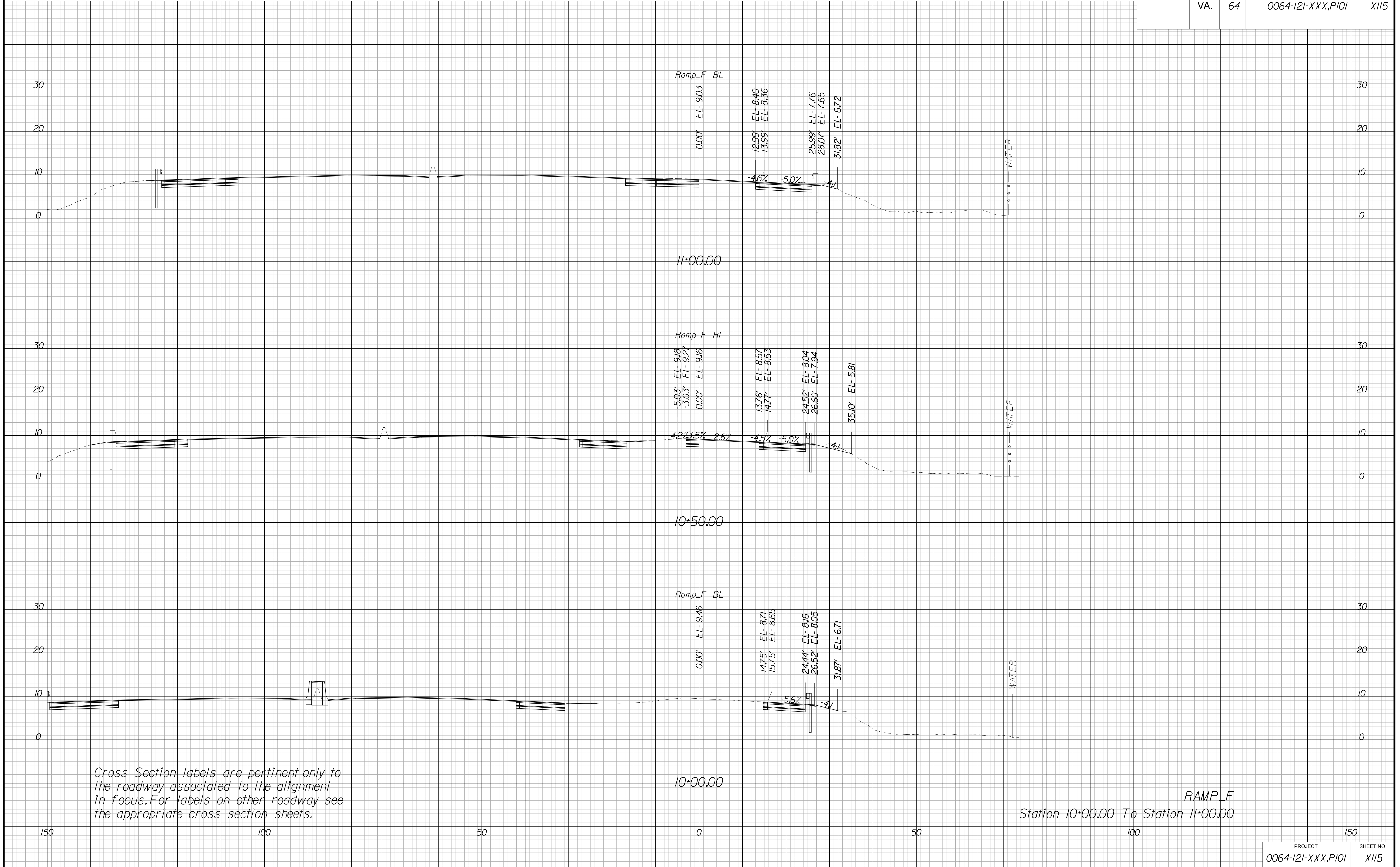
PROJECT MANAGER: *Edo Foley, P.E. (757) 222-1500*
 SURVEYED BY: *DATE Bice Associates, Inc. (757) 306-4260*
 DESIGN BY: *HDR Engineering, Inc.*
 SUBSURFACE UTILITY BY: *DATE N/A*

CROSS SECTIONS

SCALE 1 IN. = 10 FT

DESIGN FEATURES RELATING TO CONSTRUCTION OR TO REGULATION AND CONTROL OF TRAFFIC MAY BE SUBJECT TO CHANGE AS DEEMED NECESSARY BY THE DEPARTMENT

REVISED	STATE	ROUTE	STATE PROJECT	SHEET NO.
	VA.	64	0064-121-XXX, P101	X115



Cross Section labels are pertinent only to the roadway associated to the alignment in focus. For labels on other roadway see the appropriate cross section sheets.

*RAMP_F
Station 10+00.00 To Station 11+00.00*

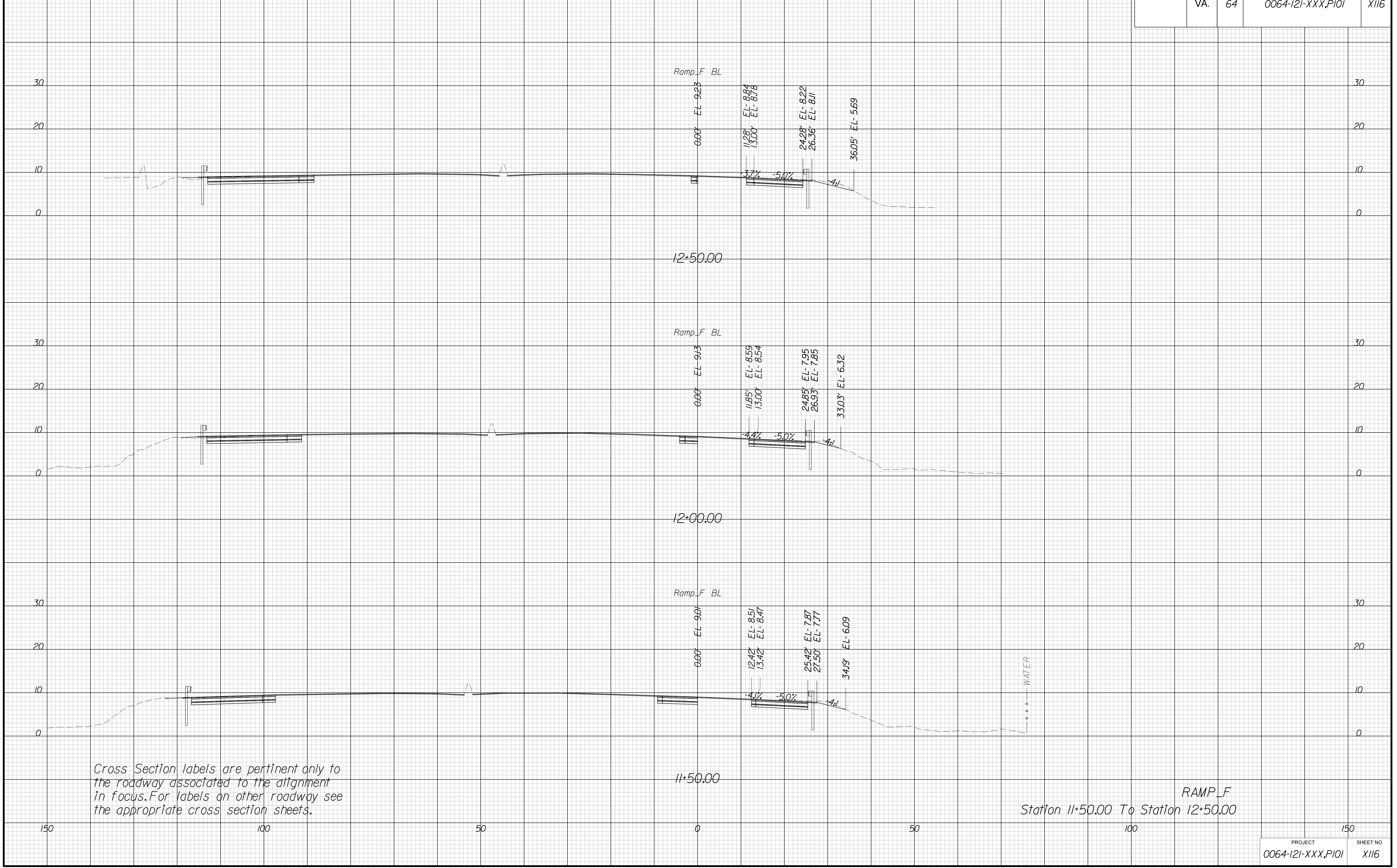
PROJECT MANAGER *Elio Foley, P.E. (757) 222-1500*
SURVEYED BY, DATE *Bice Associates, Inc. (757) 306-4260*
DESIGN BY *HDR Engineering, Inc.*
SUBSURFACE UTILITY BY, DATE *N/A*

CROSS SECTIONS

SCALE 1 IN. = 10 FT

DESIGN FEATURES RELATING TO CONSTRUCTION OR TO REGULATION AND CONTROL OF TRAFFIC MAY BE SUBJECT TO CHANGE AS DEEMED NECESSARY BY THE DEPARTMENT

REVISED	STATE	ROUTE	STATE PROJECT	SHEET NO.
	VA.	64	0064-121-XXX, P101	X116



Cross Section labels are pertinent only to the roadway associated to the alignment in focus. For labels on other roadway see the appropriate cross section sheets.

*RAMP_F
Station 11+50.00 To Station 12+50.00*

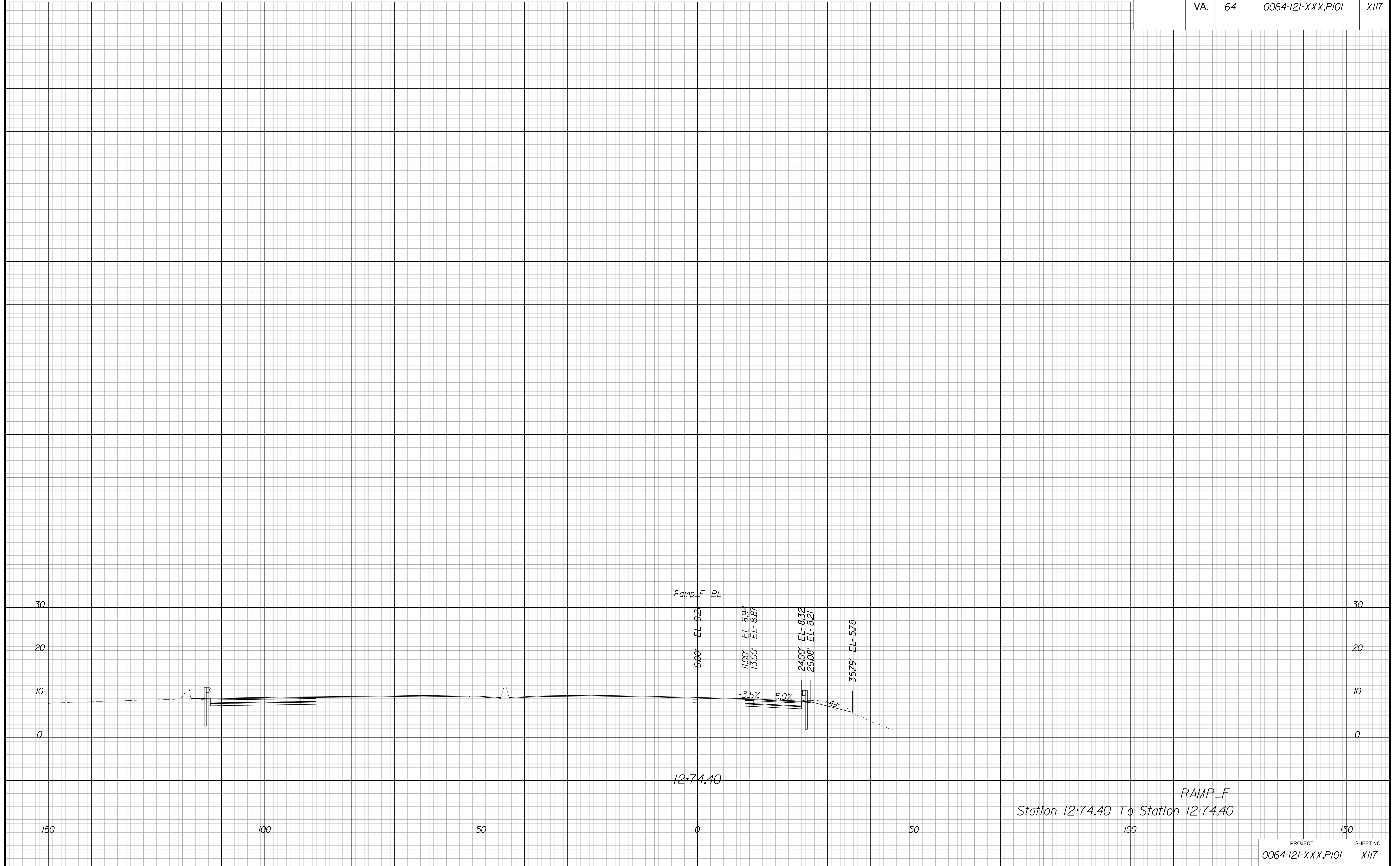
PROJECT MANAGER *Edo Foley, P.E. (757) 222-1500*
SURVEYED BY, DATE *Bice Associates, Inc. (757) 306-4260*
DESIGN BY *HDR Engineering, Inc.*
SUBSURFACE UTILITY BY, DATE *N/A*

CROSS SECTIONS

SCALE 1 IN. = 10 FT

DESIGN FEATURES RELATING TO CONSTRUCTION
OR TO REGULATION AND CONTROL OF TRAFFIC
MAY BE SUBJECT TO CHANGE AS DEEMED
NECESSARY BY THE DEPARTMENT

REVISED	STATE	STATE		SHEET NO.
	ROUTE	PROJECT		
	VA.	64	0064-121-XXX, P101	X117



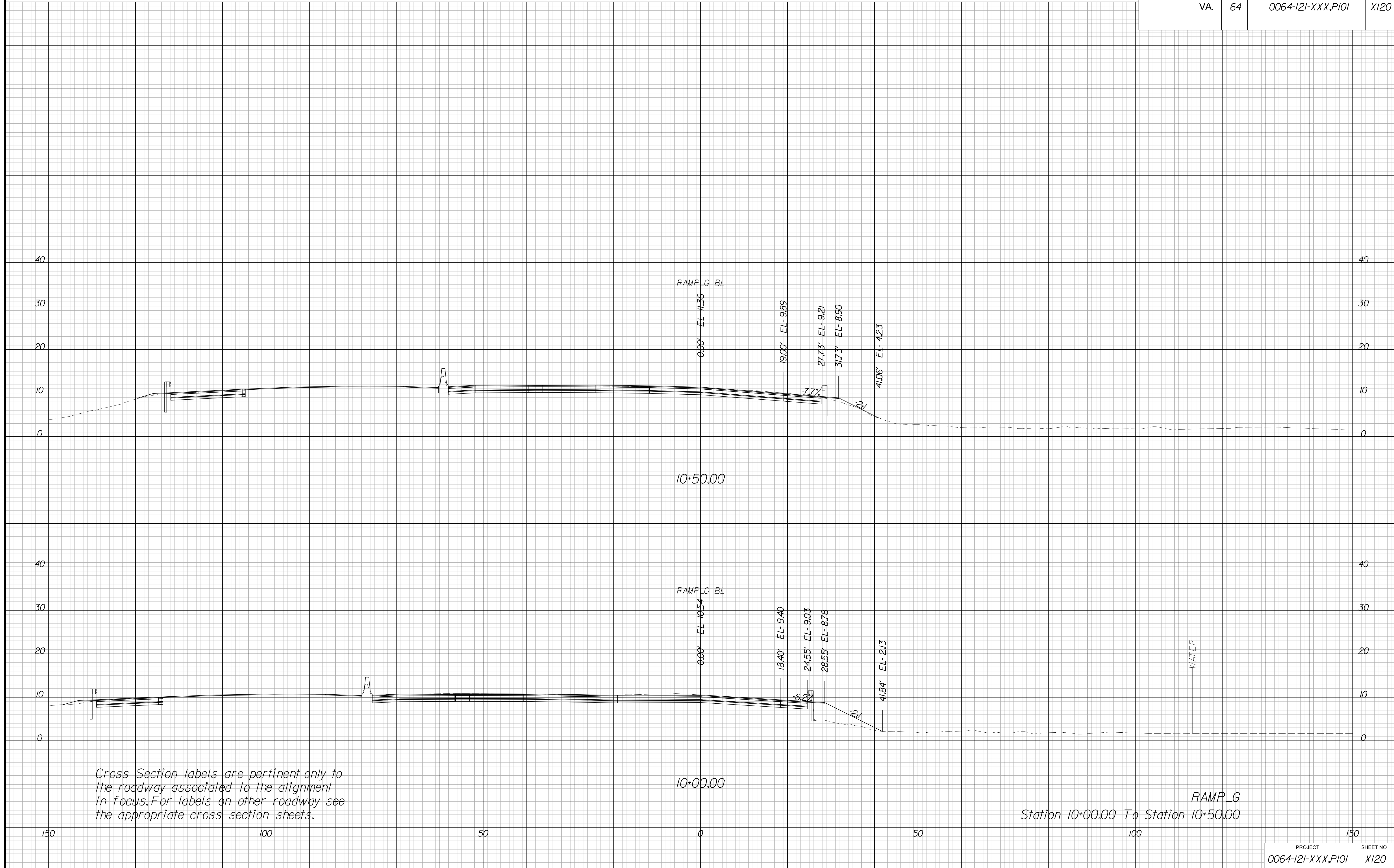
PROJECT MANAGER: *Edo Foley, P.E. (757) 222-1500*
SURVEYED BY: *DATE Bice Associates, Inc. (757) 306-4260*
DESIGN BY: *HDR Engineering, Inc.*
SUBSURFACE UTILITY BY: *DATE N/A*

CROSS SECTIONS

SCALE 1 IN. = 10 FT

DESIGN FEATURES RELATING TO CONSTRUCTION
OR TO REGULATION AND CONTROL OF TRAFFIC
MAY BE SUBJECT TO CHANGE AS DEEMED
NECESSARY BY THE DEPARTMENT

REVISED	STATE	ROUTE	STATE PROJECT	SHEET NO.
	VA.	64	0064-121-XXX, P101	X120



Cross Section labels are pertinent only to the roadway associated to the alignment in focus. For labels on other roadway see the appropriate cross section sheets.

Station 10+00.00 To Station 10+50.00

RAMP_G

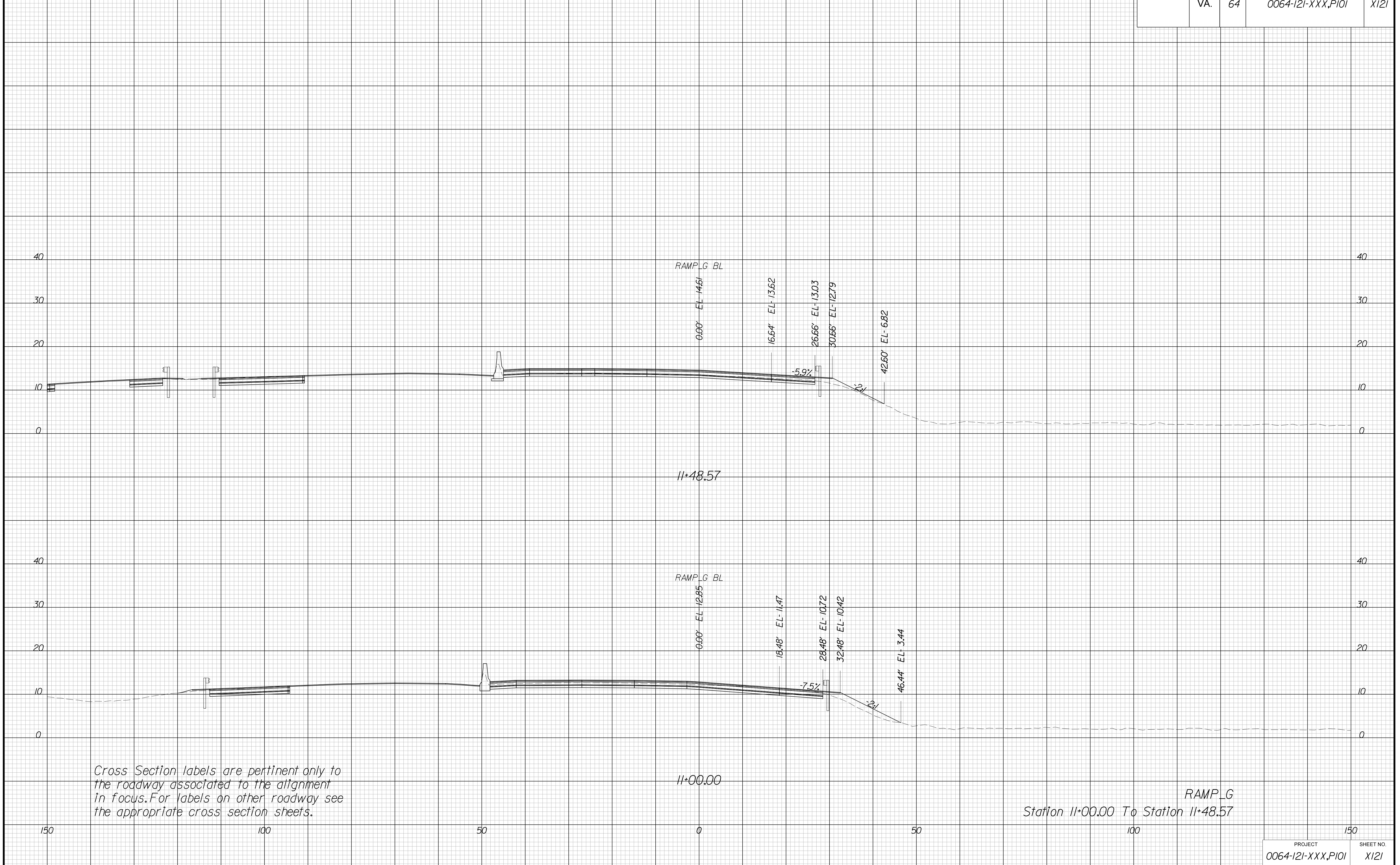
PROJECT MANAGER *Edo Foley, P.E. (757) 222-1500*
SURVEYED BY, DATE *Bice Associates, Inc. (757) 306-4260*
DESIGN BY *HDR Engineering, Inc.*
SUBSURFACE UTILITY BY, DATE *N/A*

CROSS SECTIONS

SCALE 1 IN. = 10 FT

DESIGN FEATURES RELATING TO CONSTRUCTION
OR TO REGULATION AND CONTROL OF TRAFFIC
MAY BE SUBJECT TO CHANGE AS DEEMED
NECESSARY BY THE DEPARTMENT

REVISED	STATE	ROUTE	STATE	PROJECT	SHEET NO.
	VA.	64		0064-121-XXX, P101	X121




PROJECT MANAGER *Edo Foley, P.E. (757) 222-1500*
SURVEYED BY, DATE *Bice Associates, Inc. (757) 306-4260*
DESIGN BY *HDR Engineering, Inc.*
SUBSURFACE UTILITY BY, DATE *N/A*

CROSS SECTIONS

SCALE 1 IN. = 10 FT

DESIGN FEATURES RELATING TO CONSTRUCTION
OR TO REGULATION AND CONTROL OF TRAFFIC
MAY BE SUBJECT TO CHANGE AS DEEMED
NECESSARY BY THE DEPARTMENT

REVISED	STATE	ROUTE	STATE	PROJECT	SHEET NO.
	VA.	64		0064-121-XXX, P101	X125



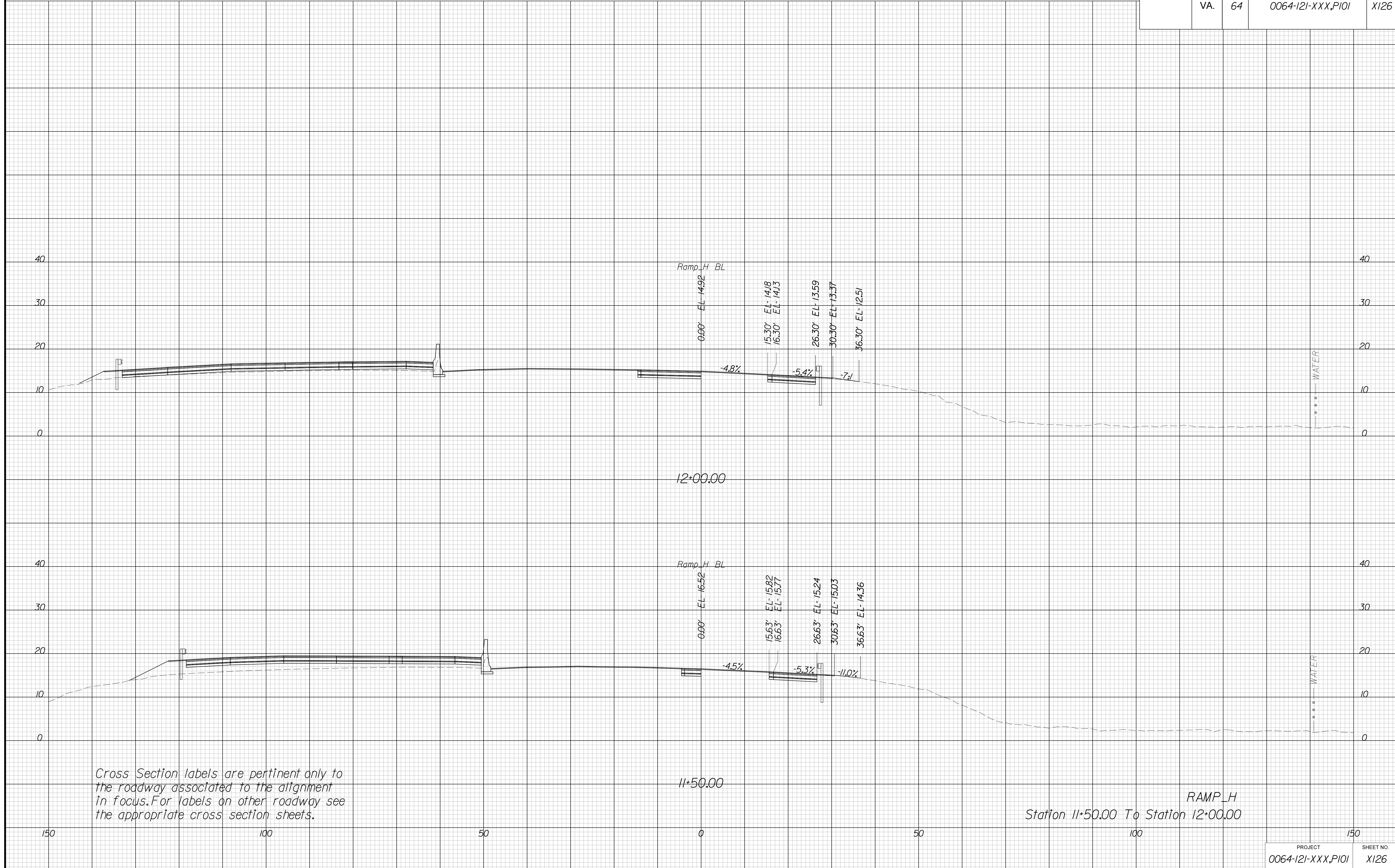
PROJECT MANAGER *Edo Foley, P.E. (757) 222-1500*
 SURVEYED BY, DATE *Bice Associates, Inc. (757) 306-4260*
 DESIGN BY *HDR Engineering, Inc.*
 SUBSURFACE UTILITY BY, DATE *N/A*

CROSS SECTIONS

SCALE 1 IN. = 10 FT

DESIGN FEATURES RELATING TO CONSTRUCTION
 OR TO REGULATION AND CONTROL OF TRAFFIC
 MAY BE SUBJECT TO CHANGE AS DEEMED
 NECESSARY BY THE DEPARTMENT

REVISED	STATE	ROUTE	STATE	PROJECT	SHEET NO.
	VA.	64		0064-121-XXX, P101	X126



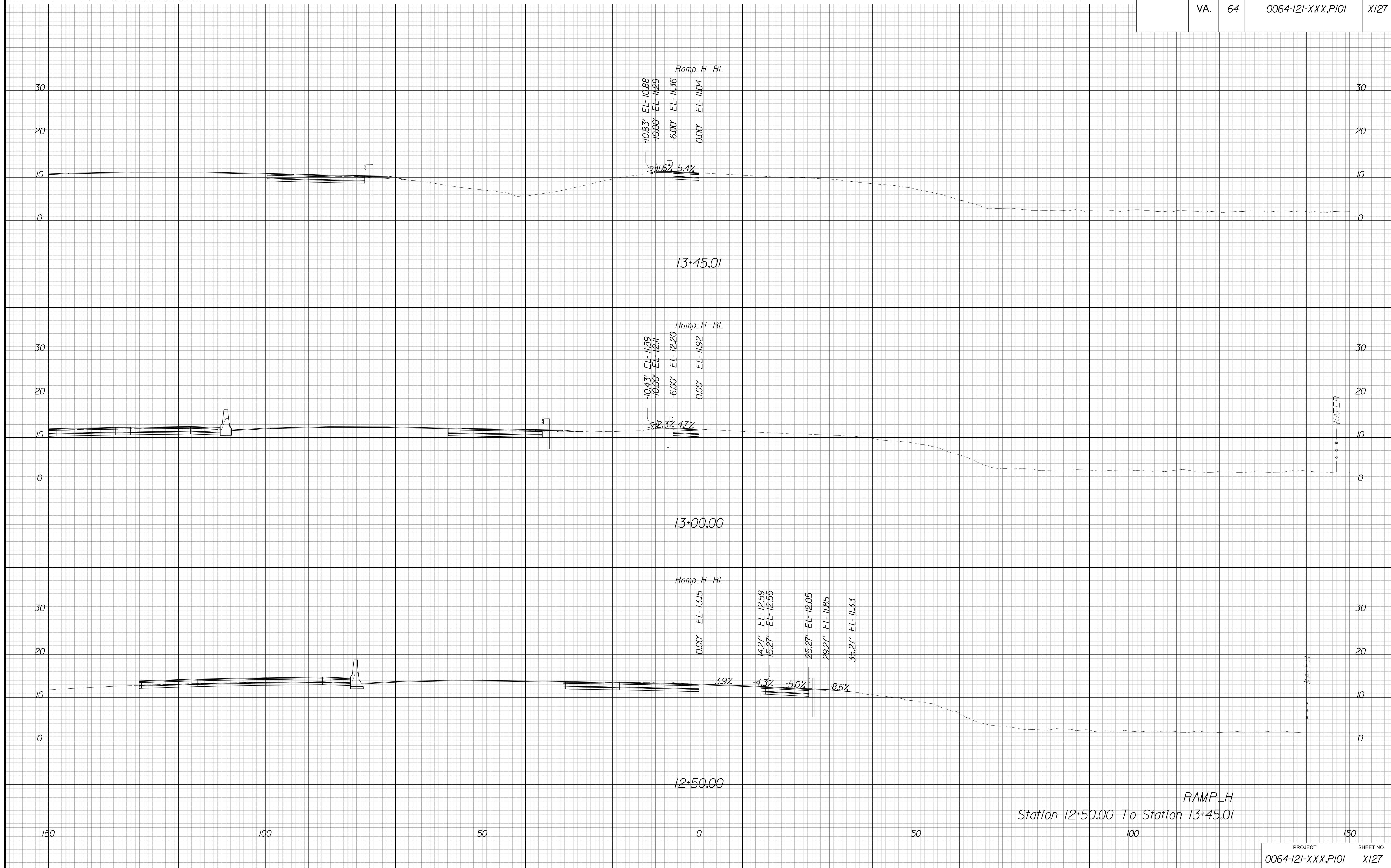
PROJECT MANAGER *Elio Foley, P.E. (757) 222-1500*
SURVEYED BY, DATE *Bice Associates, Inc. (757) 306-4260*
DESIGN BY *HDR Engineering, Inc.*
SUBSURFACE UTILITY BY, DATE *N/A*

CROSS SECTIONS

SCALE 1 IN. = 10 FT

DESIGN FEATURES RELATING TO CONSTRUCTION
OR TO REGULATION AND CONTROL OF TRAFFIC
MAY BE SUBJECT TO CHANGE AS DEEMED
NECESSARY BY THE DEPARTMENT

REVISED	STATE	ROUTE	STATE	PROJECT	SHEET NO.
	VA.	64		0064-121-XXX, P101	X127



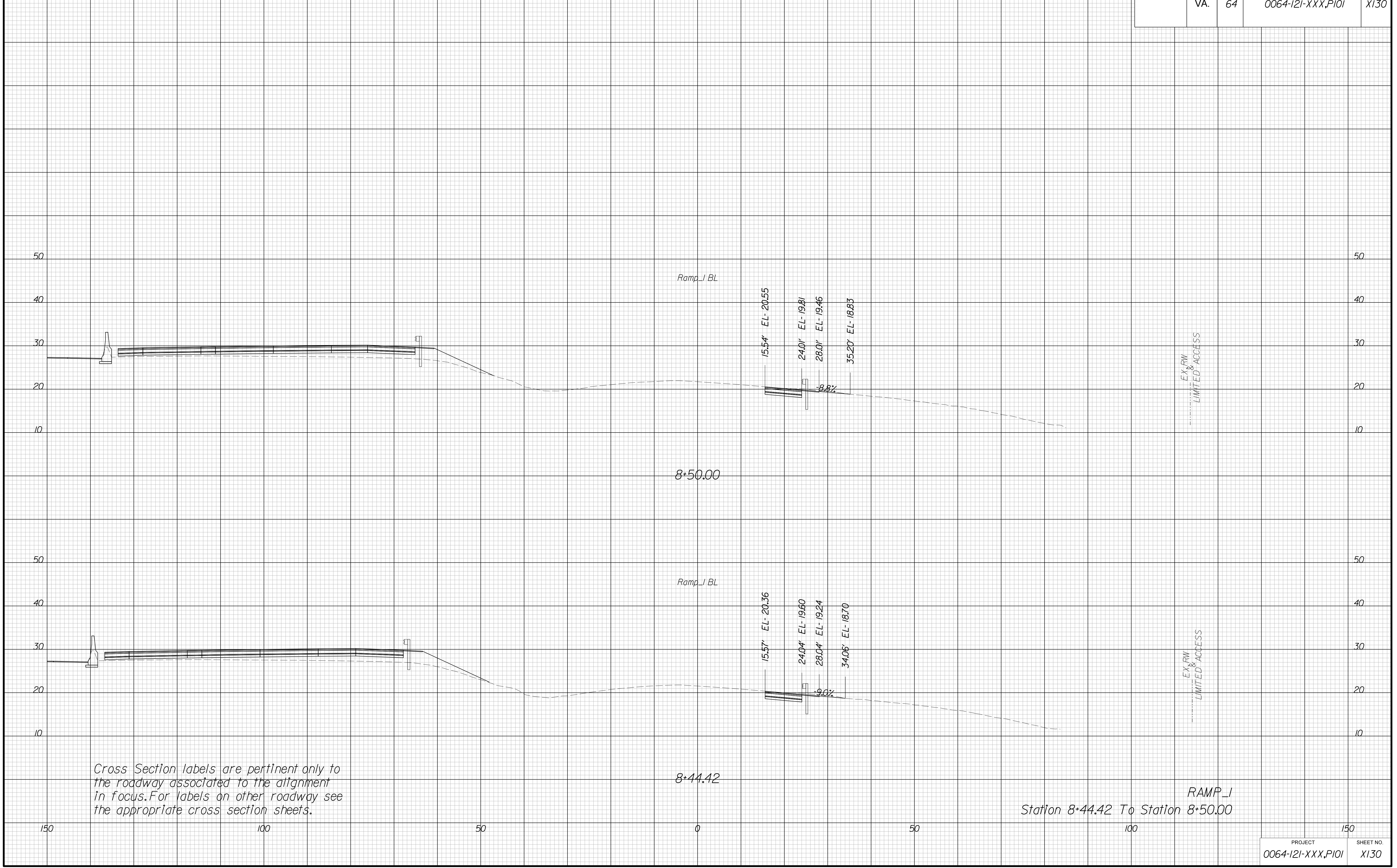
PROJECT MANAGER: *Edo Foley, P.E. (757) 222-1500*
 SURVEYED BY: *DATE Bice Associates, Inc. (757) 306-4260*
 DESIGN BY: *HDR Engineering, Inc.*
 SUBSURFACE UTILITY BY: *DATE N/A*

CROSS SECTIONS

SCALE 1 IN. = 10 FT

DESIGN FEATURES RELATING TO CONSTRUCTION OR TO REGULATION AND CONTROL OF TRAFFIC MAY BE SUBJECT TO CHANGE AS DEEMED NECESSARY BY THE DEPARTMENT

REVISED	STATE	ROUTE	STATE PROJECT	SHEET NO.
	VA.	64	0064-121-XXX, P101	X130



RAMP_I
Station 8+44.42 To Station 8+50.00


PROJECT MANAGER *Edo Foley, P.E. (757) 222-1500*
SURVEYED BY, DATE *Bice Associates, Inc. (757) 306-4260*
DESIGN BY *HDR Engineering, Inc.*
SUBSURFACE UTILITY BY, DATE *N/A*

CROSS SECTIONS

SCALE 1 IN. = 10 FT

DESIGN FEATURES RELATING TO CONSTRUCTION
OR TO REGULATION AND CONTROL OF TRAFFIC
MAY BE SUBJECT TO CHANGE AS DEEMED
NECESSARY BY THE DEPARTMENT

REVISED	STATE	ROUTE	STATE	PROJECT	SHEET NO.
	VA.	64		0064-121-XXX, P101	X131



Cross Section labels are pertinent only to the roadway associated to the alignment in focus. For labels on other roadway see the appropriate cross section sheets.

*RAMP_I
Station 9+00.00 To Station 9+50.00*

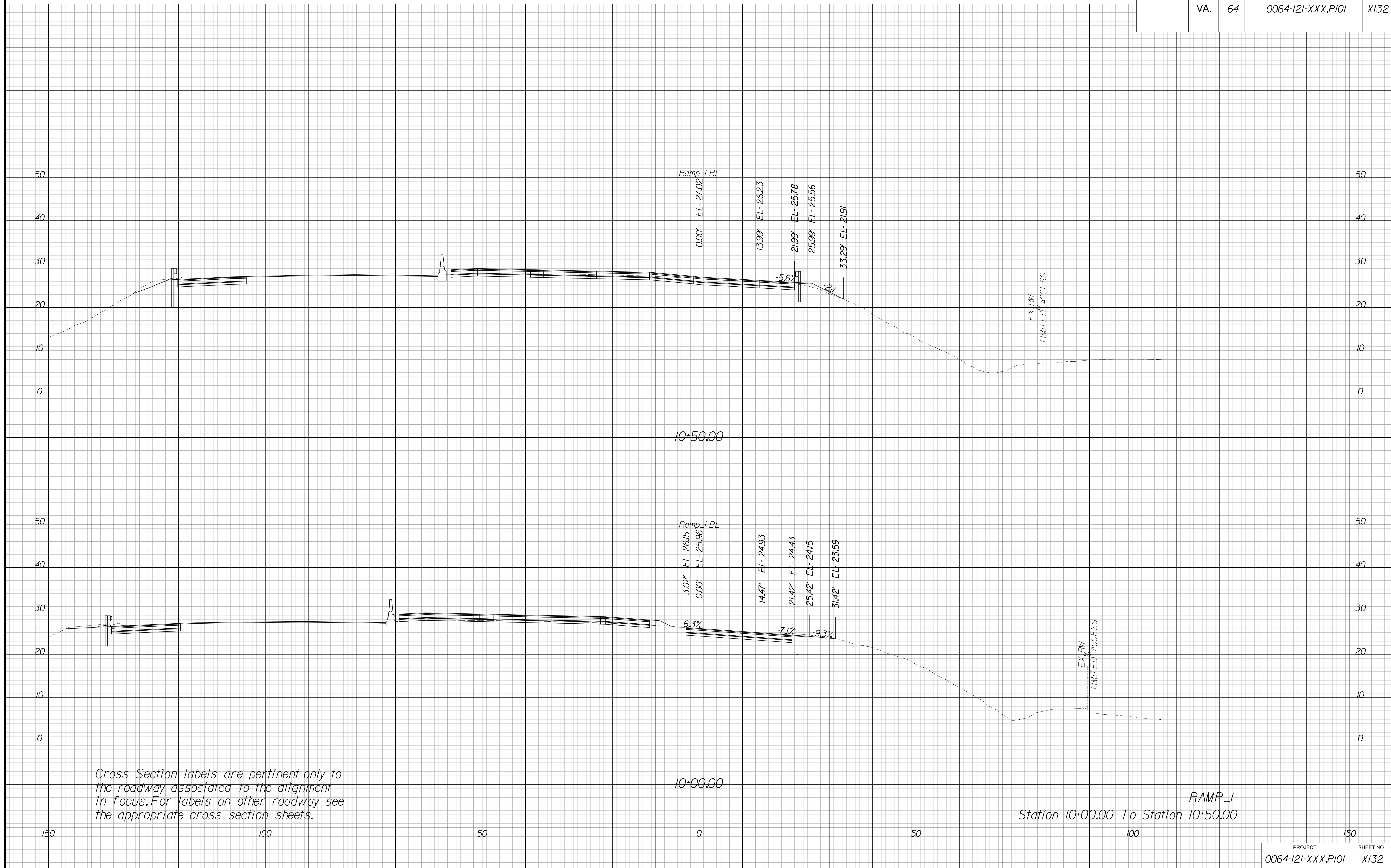
PROJECT MANAGER *Edo Foley, P.E. (757) 222-1500*
 SURVEYED BY, DATE *Bice Associates, Inc. (757) 306-4260*
 DESIGN BY *HDR Engineering, Inc.*
 SUBSURFACE UTILITY BY, DATE *N/A*

CROSS SECTIONS

SCALE 1 IN. = 10 FT

DESIGN FEATURES RELATING TO CONSTRUCTION OR TO REGULATION AND CONTROL OF TRAFFIC MAY BE SUBJECT TO CHANGE AS DEEMED NECESSARY BY THE DEPARTMENT

REVISED	STATE	ROUTE	STATE	PROJECT	SHEET NO.
	VA.	64		0064-121-XXX, P101	X132



Cross Section labels are pertinent only to the roadway associated to the alignment in focus. For labels on other roadway see the appropriate cross section sheets.

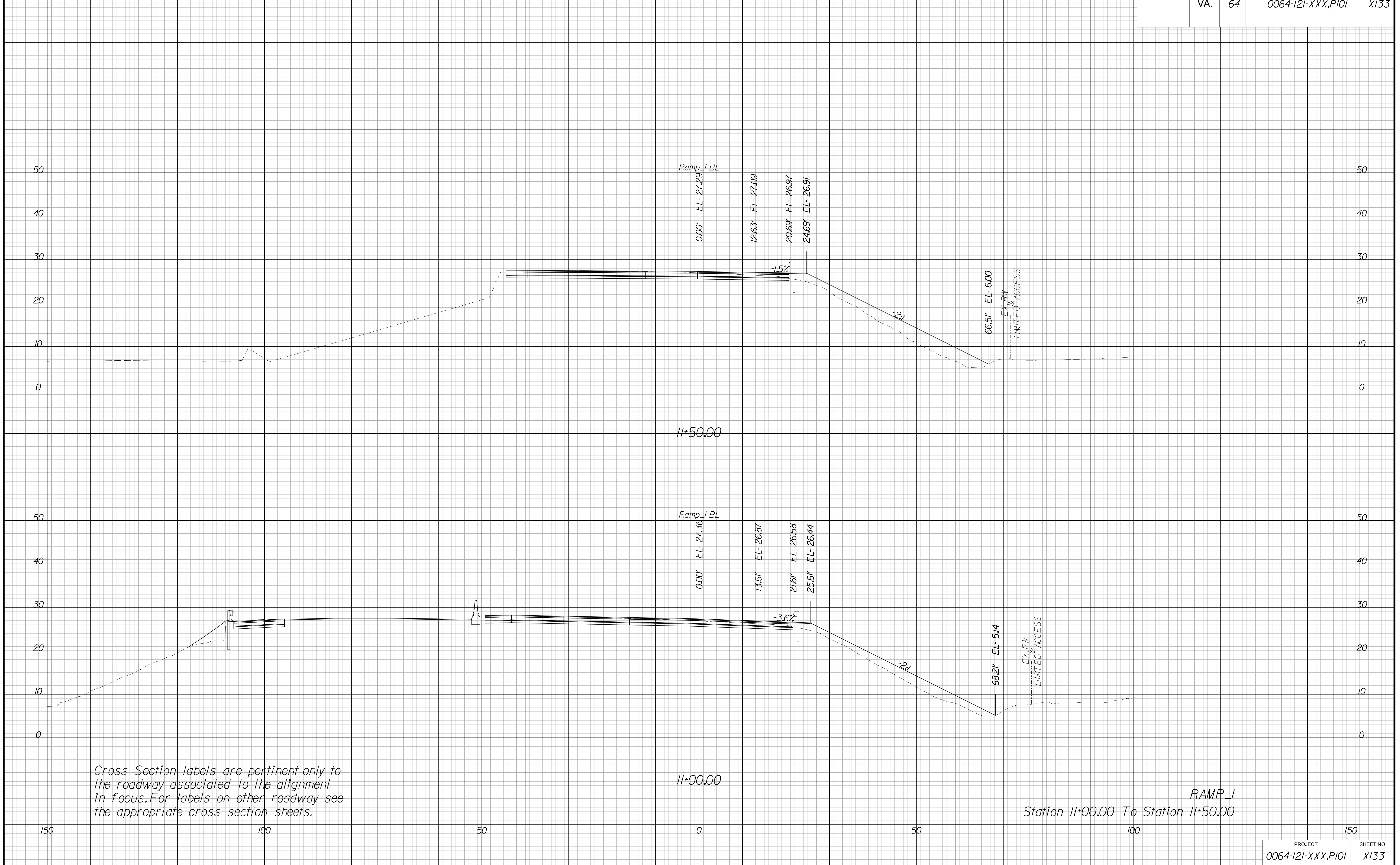
PROJECT MANAGER *Edo Foley, P.E. (757) 222-1500*
SURVEYED BY, DATE *Bice Associates, Inc. (757) 306-4260*
DESIGN BY *HDR Engineering, Inc.*
SUBSURFACE UTILITY BY, DATE *N/A*

CROSS SECTIONS

SCALE 1 IN. = 10 FT

DESIGN FEATURES RELATING TO CONSTRUCTION OR TO REGULATION AND CONTROL OF TRAFFIC MAY BE SUBJECT TO CHANGE AS DEEMED NECESSARY BY THE DEPARTMENT

REVISED	STATE	ROUTE	STATE PROJECT	SHEET NO.
	VA.	64	0064-121-XXX, P101	X133



Cross Section labels are pertinent only to the roadway associated to the alignment in focus. For labels on other roadway see the appropriate cross section sheets.

*RAMP_I
Station 11+00.00 To Station 11+50.00*

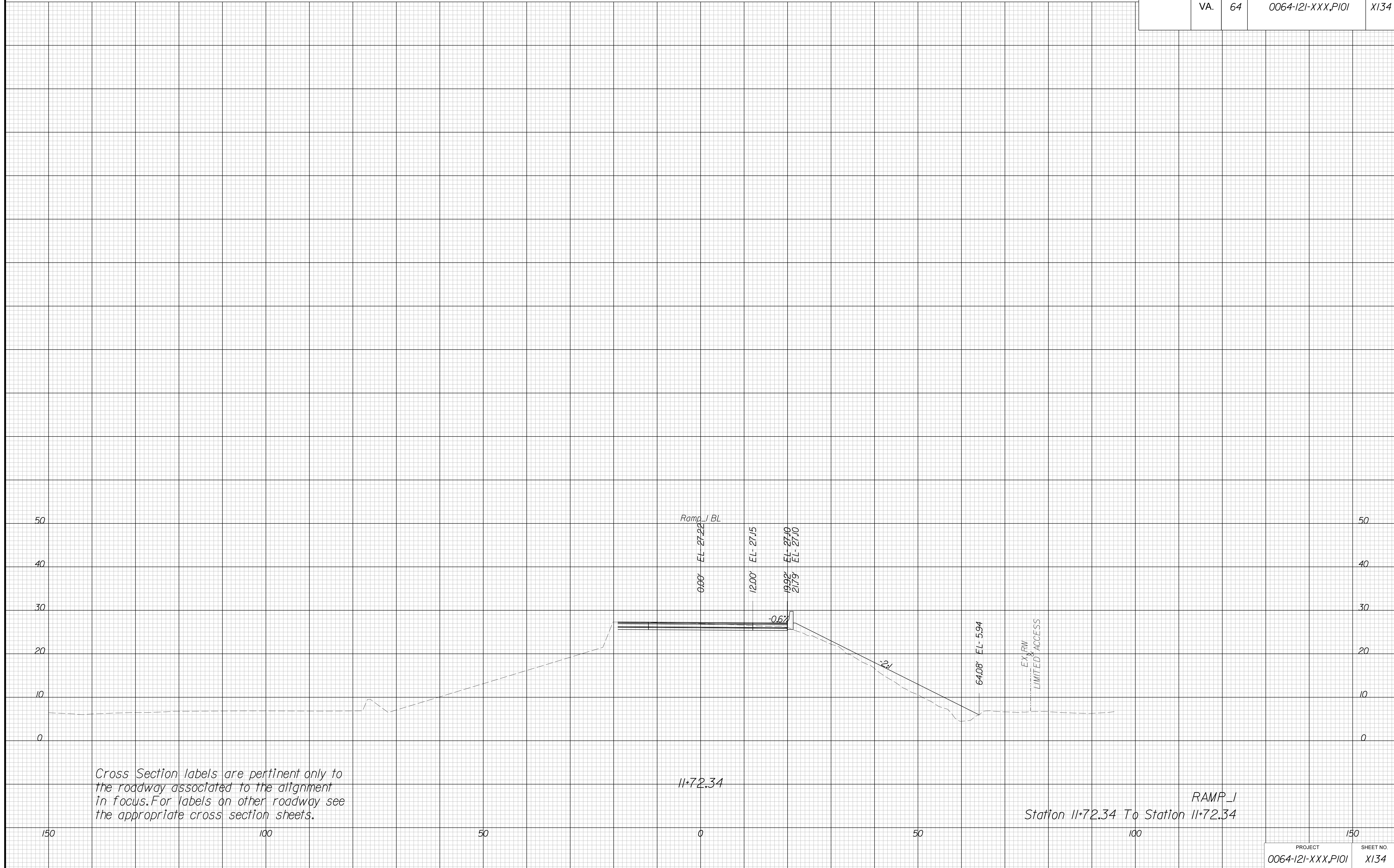
PROJECT MANAGER *Edo Foley, P.E. (757) 222-1500*
SURVEYED BY, DATE *Bice Associates, Inc. (757) 306-4260*
DESIGN BY *HDR Engineering, Inc.*
SUBSURFACE UTILITY BY, DATE *N/A*

CROSS SECTIONS

SCALE 1 IN. = 10 FT

DESIGN FEATURES RELATING TO CONSTRUCTION
OR TO REGULATION AND CONTROL OF TRAFFIC
MAY BE SUBJECT TO CHANGE AS DEEMED
NECESSARY BY THE DEPARTMENT

REVISED	STATE	ROUTE	STATE PROJECT	SHEET NO.
	VA.	64	0064-121-XXX, P101	X134



Cross Section labels are pertinent only to the roadway associated to the alignment in focus. For labels on other roadway see the appropriate cross section sheets.